
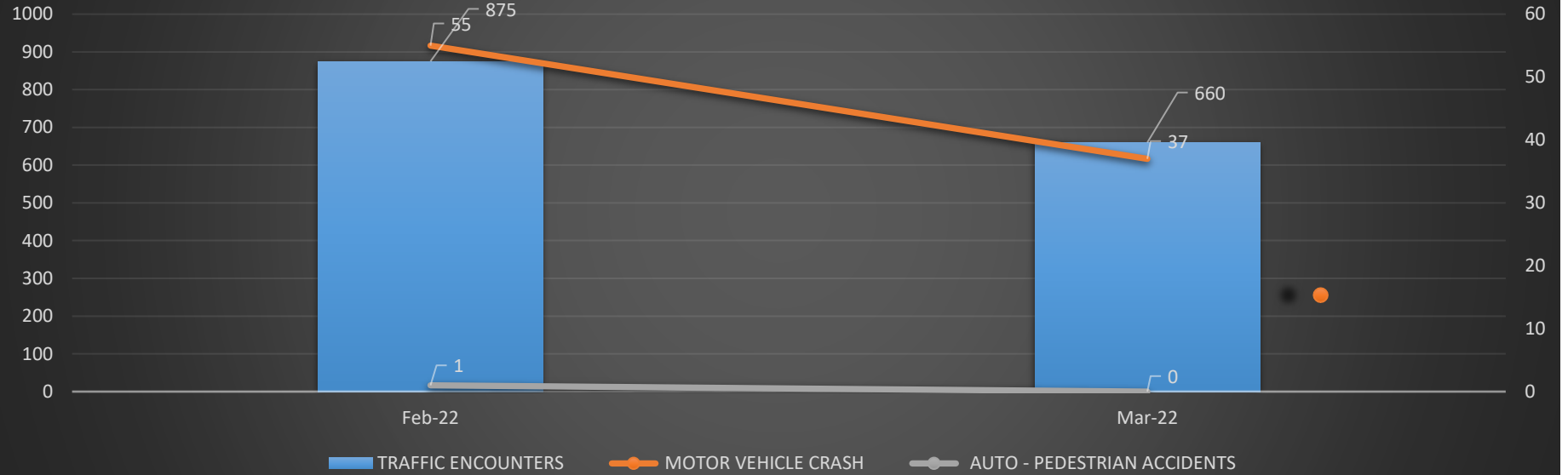


ANGLETON POLICE DEPARTMENT

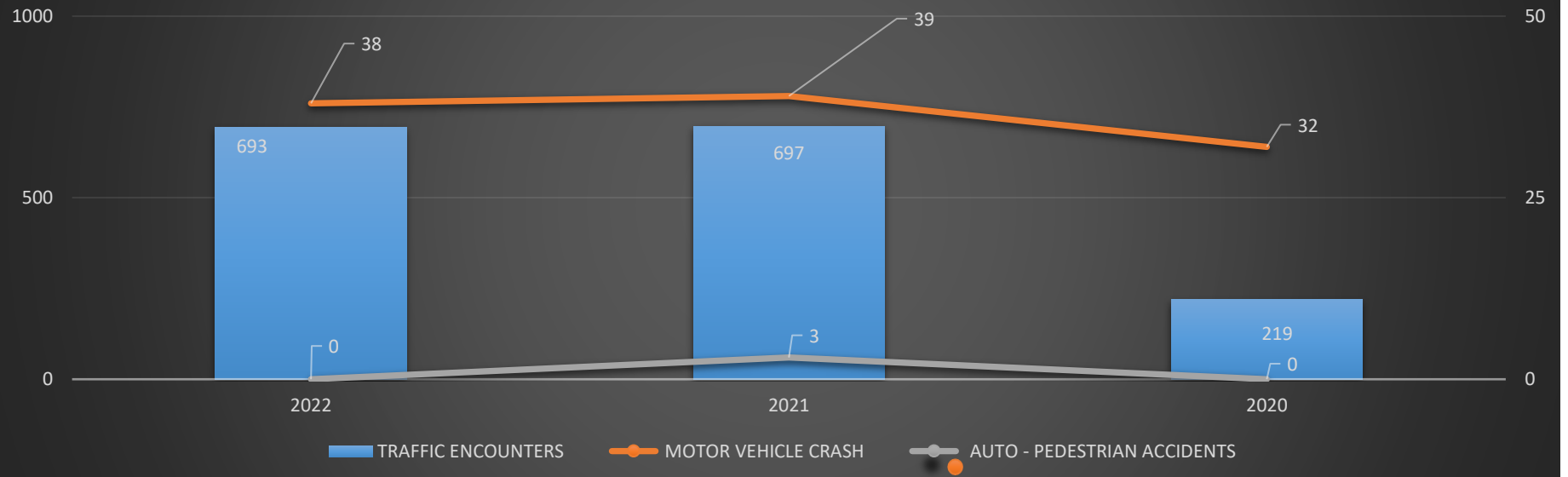
 PRODUCTIVITY REPORT	MONTHLY COMPARISON				ANNUAL MONTHLY COMPARISON		
	Feb-22	Mar-22	Apr-22	YTD TOTAL	2022	2021	2020
TOTAL ARRESTS	109	134	62	415	62	106	18
TOTAL Charges	190	181	117	705	117	235	21
Misdemeanor - Class C	150	129	85	530	85	190	0
Misdemeanor - Class A & B	24	32	19	115	19	26	14
FELONY	16	20	11	58	11	19	7
TOTAL CALLS FOR SERVICES	6,655	7,232	7,082	20,969	7,082	6,527	7,610
POLICE	6,140	6,684	6,524	25,001	6,524	5,892	7,187
FIRE	69	53	66	252	66	79	52
EMS	411	465	464	1842	464	493	358
ANIMAL SERVICES	35	30	28	133	28	63	13
AVERAGE RESP TIME - PRIORITY	5:08	5:32	5:17	5:20	5:17	5:07	4:25
AVERAGE RESP TIME - NON PRIORITY	2:29	1:30	4:02	2:36	4:02	5:54	1:12
BUSIEST DAY(†)	MONDAY	THURSDAY	SATURDAY	MONDAY	SATURDAY	THURSDAY	WED
BUSIEST TIMES(†)	1700	1700-1800	0900	0500	0900	2300-0259	1500-1600
TRAFFIC SAFETY							
TRAFFIC ENCOUNTERS	875	660	693	3059	693	697	219
DOCUMENTED TRAFFIC VIOLATIONS*	849	629	675	2948	675	717	249
OTHER CLASS C VIOLATIONS**	24	31	18	92	18	30	10
MOTOR VEHICLE CRASH	55	37	38	163	38	39	32
AUTO - PEDESTRIAN ACCIDENTS	1	0	0	1	0	3	0
SPEEDING STUDIES	0	0	0	0	0	0	0
WARRANT SERVICES							
WARRANTS CLEARED	180	181	99	647	99	251	15
COLLECTION AMOUNT CLEARED	66870.13	66462.92	33316.49	233956.11	33316.49	98,674	5,796
ESTIMATED MONEY RECEIVED	\$ 18,603.90	\$ 25,278.42	\$ 9,765.90	\$ 65,442.54	#####	34,279	3,824
TOTAL WARRANT ARRESTS	24	22	7	76	7	24	0
ADMIN CONSIDERATIONS							
TOTAL COMMUNITY EVENTS	0	1	0	2	0	0	0
TOTAL VOLUNTEER HOURS	0	0	27	27	27	0	0
TOTAL PTO HOURS	583	796	623.5	2890	623.5	625.5	421.11

ANGLETON POLICE DEPARTMENT

TRAFFIC SAFETY - MONTHLY COMPARISON

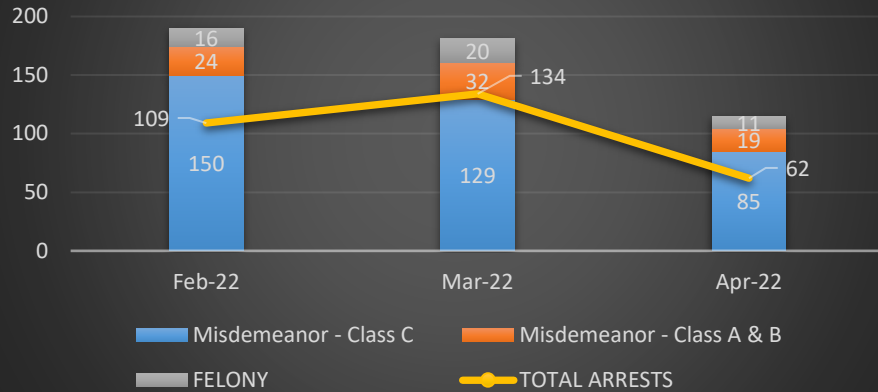


TRAFFIC SAFETY - ANNUAL MONTHLY COMPARISON

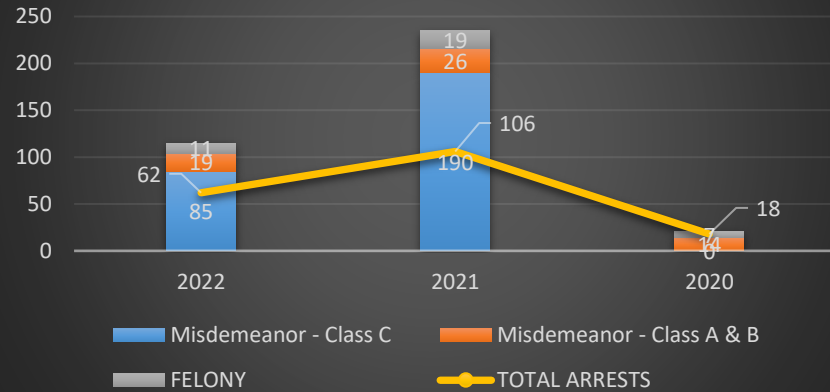


ANGLETON POLICE DEPARTMENT

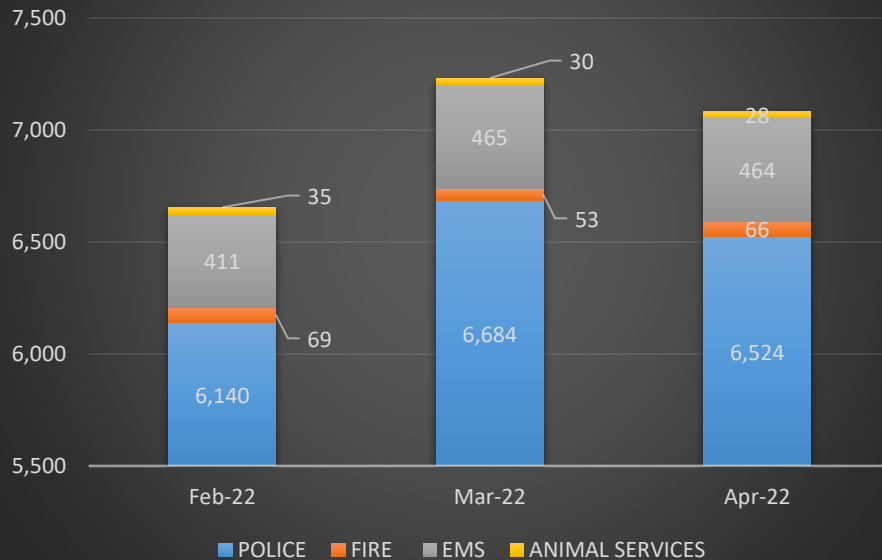
ARRESTS AND CHARGES - MONTHLY COMPARISON



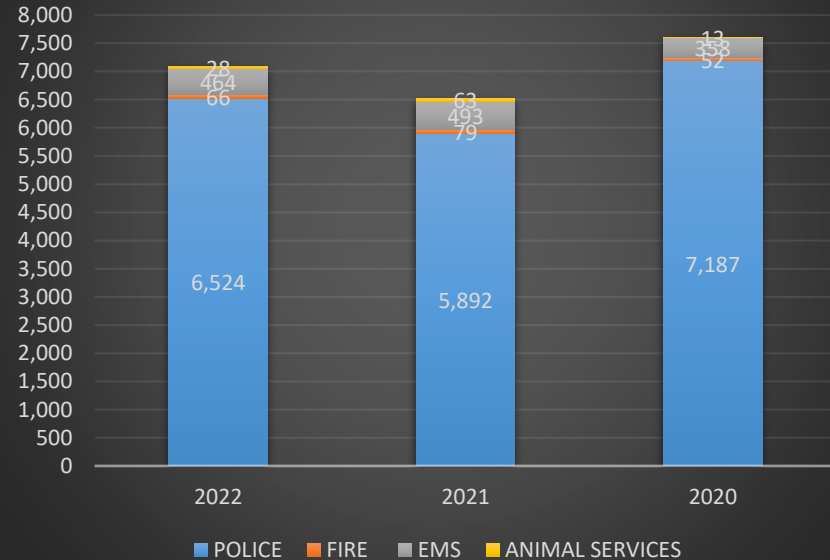
ARRESTS AND CHARGES - ANNUAL COMPARISON



CALLS FOR SERVICE - MONTHLY COMPARISON



CALLS FOR SERVICE - ANNUAL COMPARISON



ANGLETON POLICE DEPARTMENT

DISCLAIMER AND TRANSPARENCY IN REPORTING

*Documented Traffic Violations account only the number of violations in which a written warning or traffic citation was issued. Reasons for less traffic violations listed than traffic encounters includes, but is not limited too the following: An arrest was made for a higher charge and no warning/citation issued, verbal warning issued, a class C misdemeanor other than a traffic violation citation was issued (such as possession of drug paraphernalia), and/or a citation was issued only for the most serious violation with no warning for other violations issued.

**Other Class C Violations account for all class C Misdemeanor warnings/citations issued which may or may not have risen from a traffic violation, and may have been issued in lieu of a traffic violation.

(†)Busiest Day and Busiest Time is calculated based on mostly reactive calls for service (but includes traffic encounters), and excludes other types of calls for service including, but not limited too the following: ACO Carcass, BOLO, Business Check, Close Patrol, Delayed, Follow Up, Jail Check (TCO), Jail Duty (Officer), Only Ang Fire Department, Private Tow, Repossession, Ride Along, Sick Call, Street Department, Weather, and Water Department.

All information obtained on the date the report was prepared, and contains the information available from the police departments RMS and CAD systems up to that date. All numbers based on information obtained from RMS and CAD. All numbers have a margin of error of approximatley +/- 2%; however, accuracy is the number one priority in preparing this report. DPS state standards allows for a margin of error of 4% for NIBRS. The information in this report is not meant to replace official UCR/NIBRS reporting.

(‡)Crime rate calculated based upon a population rate of 19,660 which was the population for the City of Angleton used by the FBI 2019 UCR crime statistics (which consist mostly of crimes against persons and property) listed in Table 8. 2019 crime statistics from other cities also taken from FBI Table 8 which is averaged by month (<https://ucr.fbi.gov/crime-in-the-u.s/2019/crime-in-the-u.s.-2019/tables/table-8/table-8-state-cuts/texas.xls>).

ANGLETON POLICE DEPARTMENT

