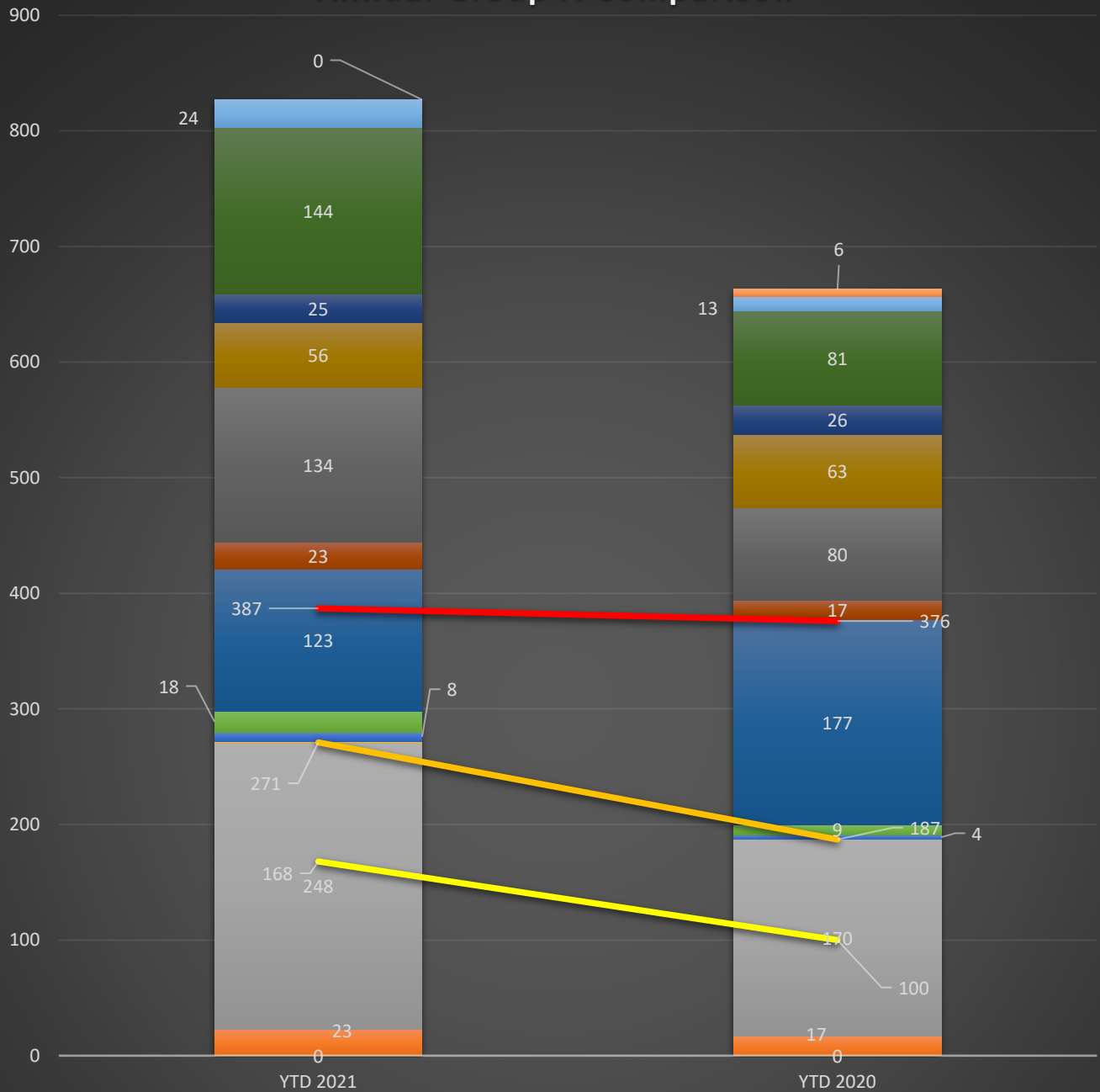


ANGLETON POLICE DEPARTMENT

<u>Group A Offenses</u> NIBRS Reported Date of Offense	Sep-21	Sep-20	YTD 2021	YTD 2020
Homicide Offense	0	0	0	0
Sex Offenses	3	3	23	17
Assault Offenses	27	16	248	170
Total Group A Crimes Against Persons	30	19	271	187
Robbery	0	1	8	4
Burglary	2	2	18	9
Theft Offenses	0	29	123	177
Motor Vehicle Theft	1	3	23	17
Fraud Offenses	4	13	134	80
Destruction/Damage/Vandalism	5	5	56	63
All Other Part A Property Crimes	15	0	25	26
Total Group A Property Crimes	27	53	387	376
Narcotic Offenses	16	9	144	81
Weapons Law Violations	3	3	24	13
All Other Part A Crimes Against Society	0	1	0	6
Total Group A Crimes Against Society	19	13	168	100
Total Group A Offenses	76	85	826	663
<u>Group B Offenses</u> Count of Incidents Reported Date of Offense	Sep-21	Sep-20	YTD 2021	YTD 2020
DWI	9	8	91	64
Drunkenness	7	4	52	29
All other Part B Crimes	14	9	113	74
Total Group B Offenses	30	21	256	167
Total All Group Offenses	106	106	1,082	830

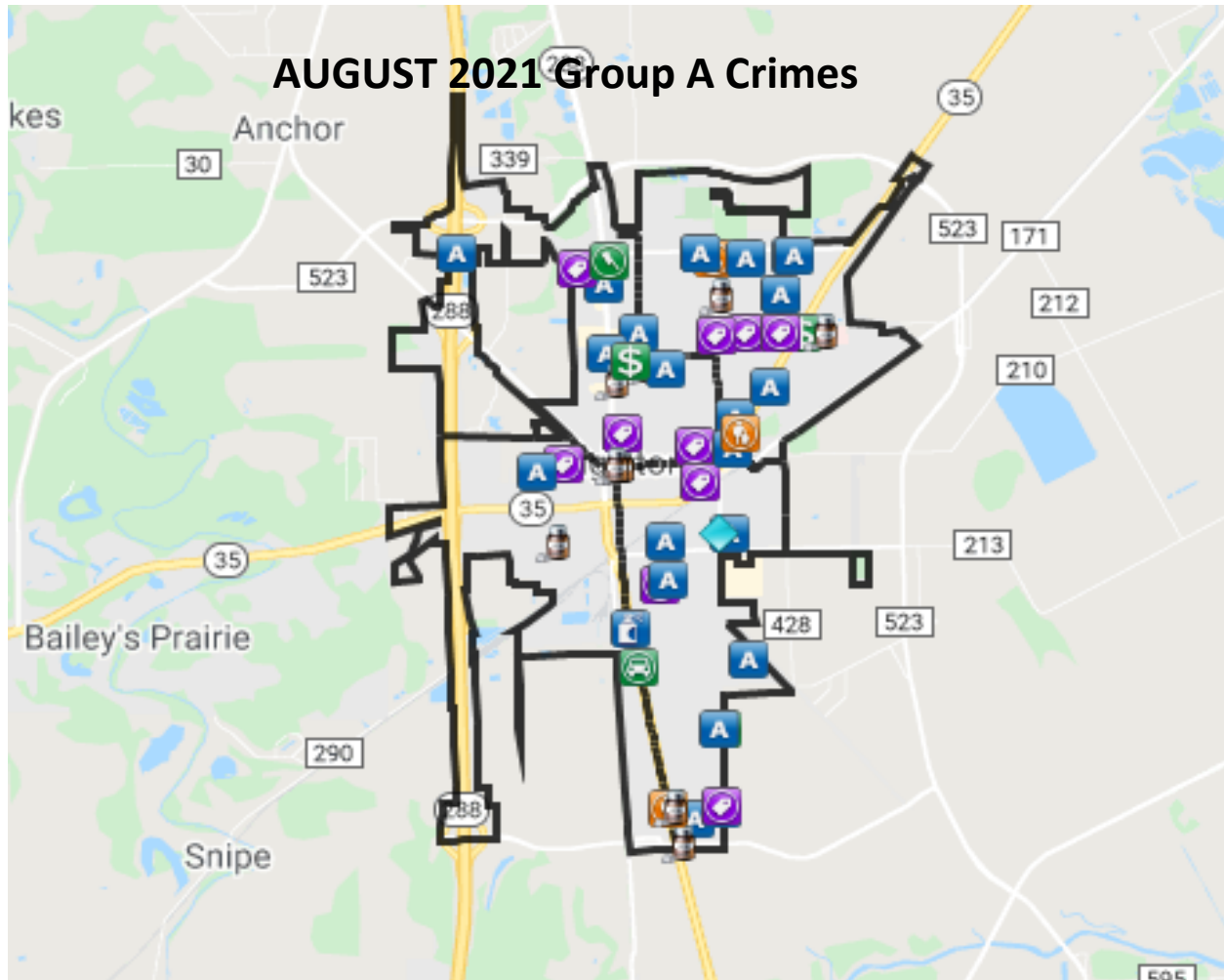
ANGLETON POLICE DEPARTMENT

Annual Group A Comparison



- Homicide Offense
- Assault Offenses
- Robbery
- Theft Offenses
- Fraud Offenses
- All Other Part A Property Crimes
- Weapons Law Violations
- Sex Offenses
- #REF!
- Burglary
- Motor Vehicle Theft
- Destruction/Damage/Vandalism
- Narcotic Offenses
- All Other Part A Crimes Against Society
- Total Group A Crimes Against Persons
- Total Group A Crimes Against Society


ANGLETON POLICE DEPARTMENT



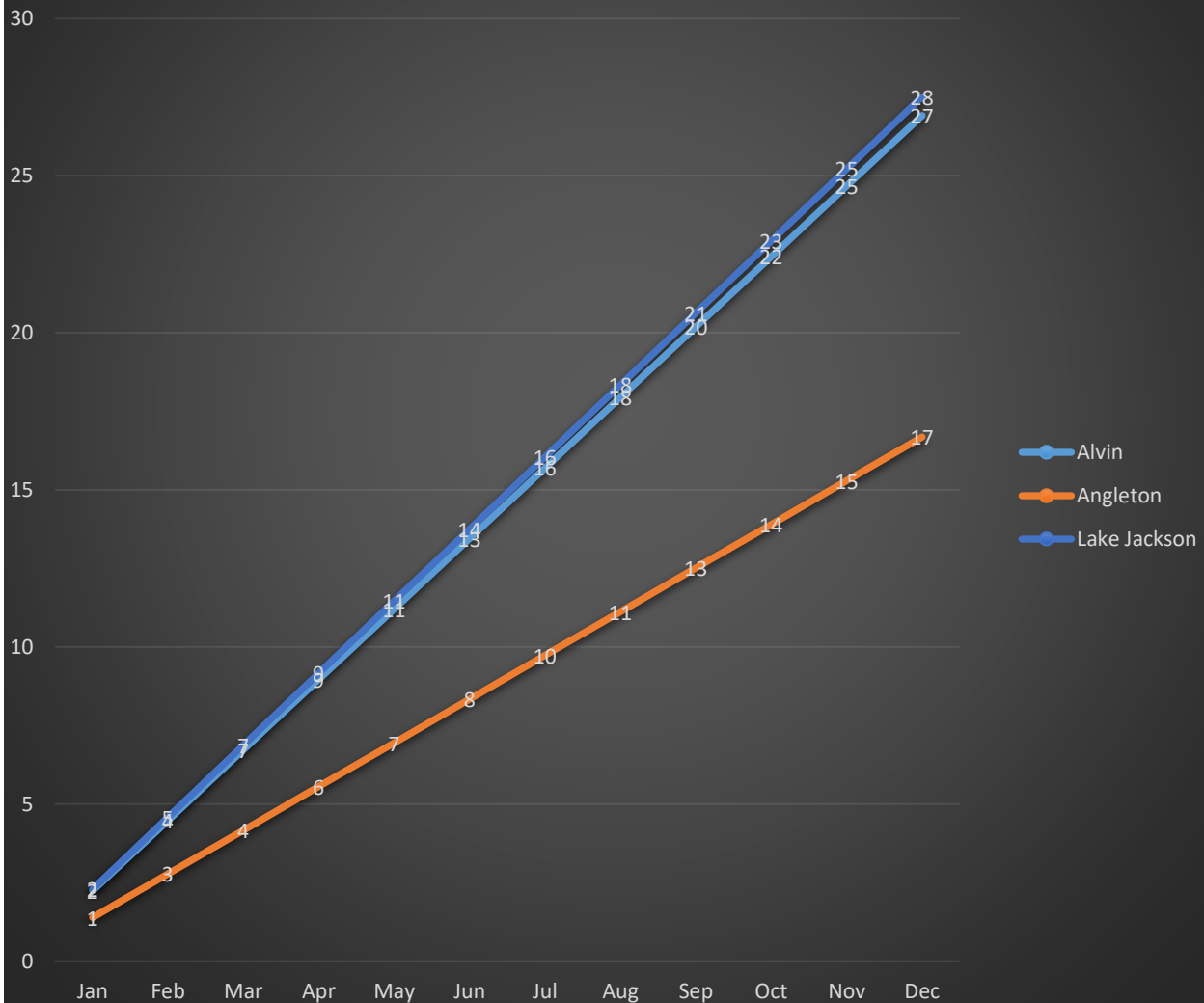
Animal Cruelty	0	Drugs-Narcotic	16	Human Trafficking	0	Rape	3	
	0							
Arson		Embezzlement	0	Kidnapping	0	Robbery	0	
	27							
Assault Offenses		Extortion-Black	0	Larceny	13	Sex Offenses-Nonfor	0	
	0							
Bribery		Fraud Offenses	4	Motor Vehicle The	1	Stolen Property Offe	0	
Burglary	2	Gambling Offe	0	Pornography-Obs	0	Vandalism	5	Total
Counterfeiting-For	2	Homicide	0	Prostitution	0	Weapon Law Violati	3	76

ANGLETON POLICE DEPARTMENT

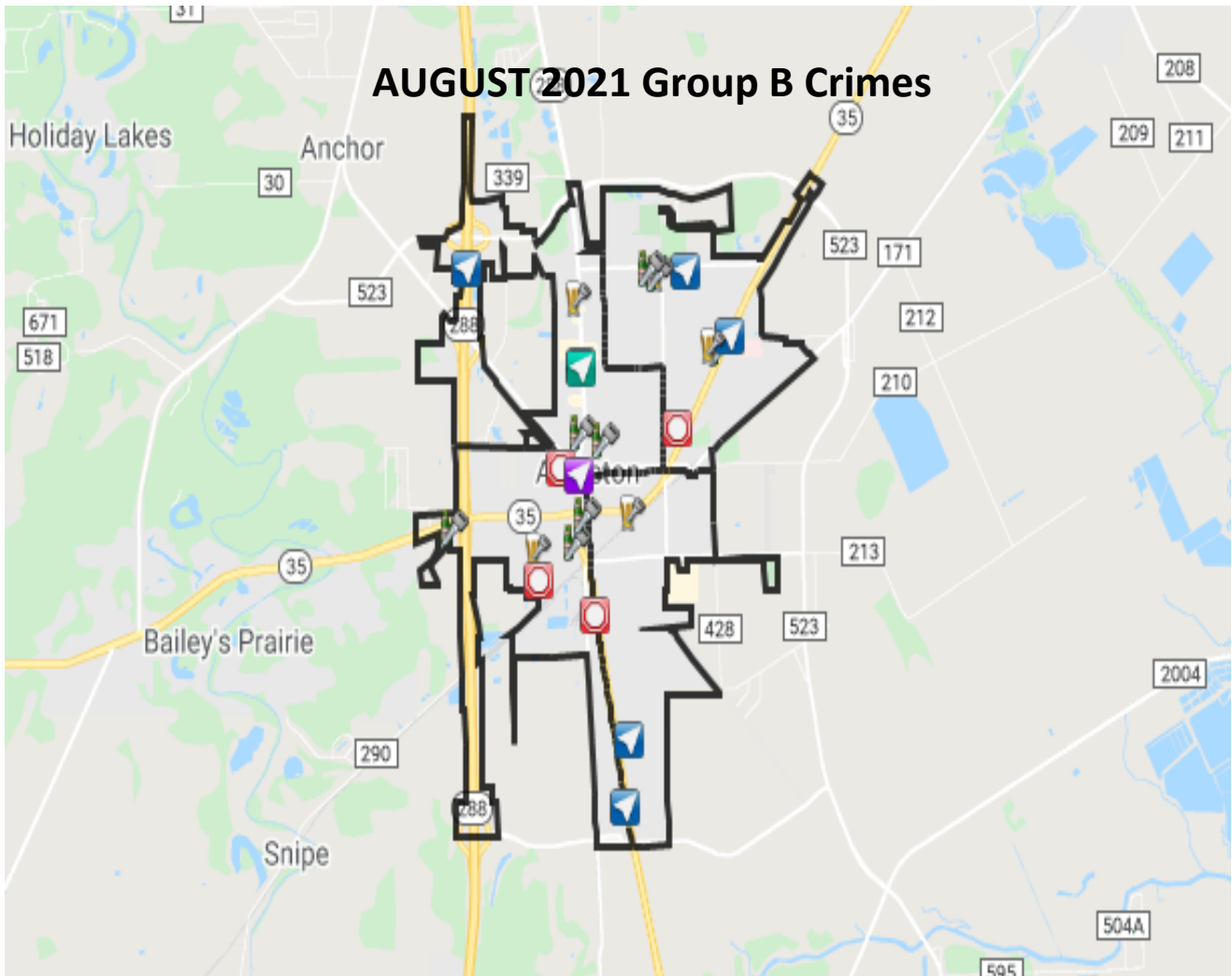
Crime Categories



2019 Crime Rate Comparison Per 1,000 Residents Based on Estimated Population (±)



ANGLETON POLICE DEPARTMENT



Bad Checks	0	Driving Under the Influence	9	Group B Other	7	Runaway	1
Curfew Violations	0	Drunkenness	7	Liquor Law Violations	0	Trespass	5
Disturbance-Disorderly Conduct	1	Family Offenses	0	Peeping Tom	0	TOTALS	30