
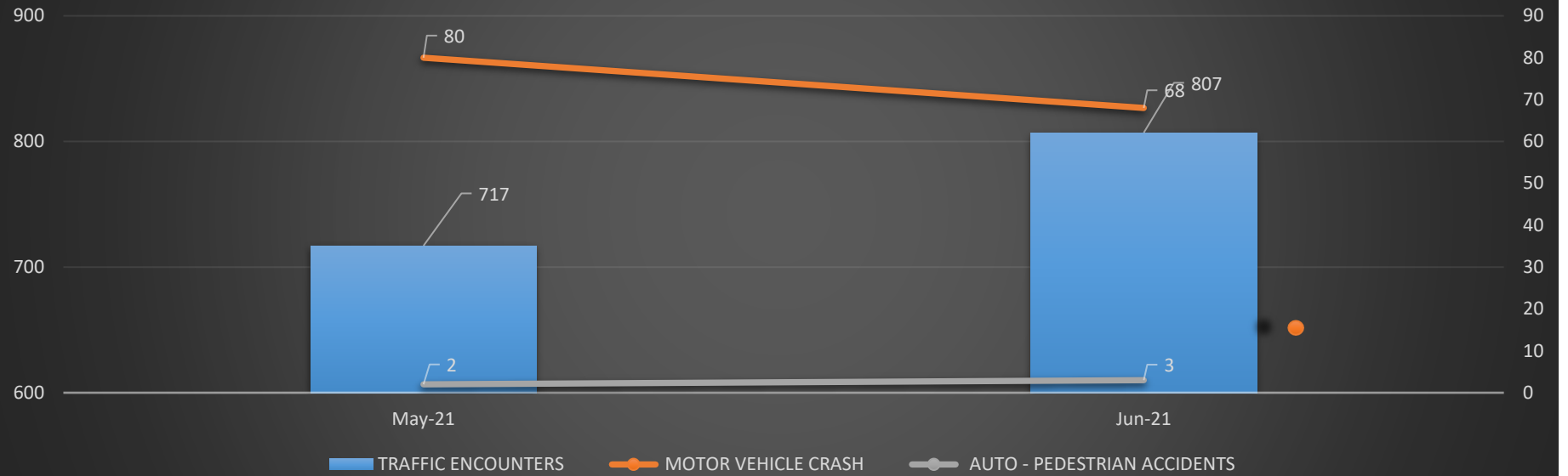


# ANGLETON POLICE DEPARTMENT

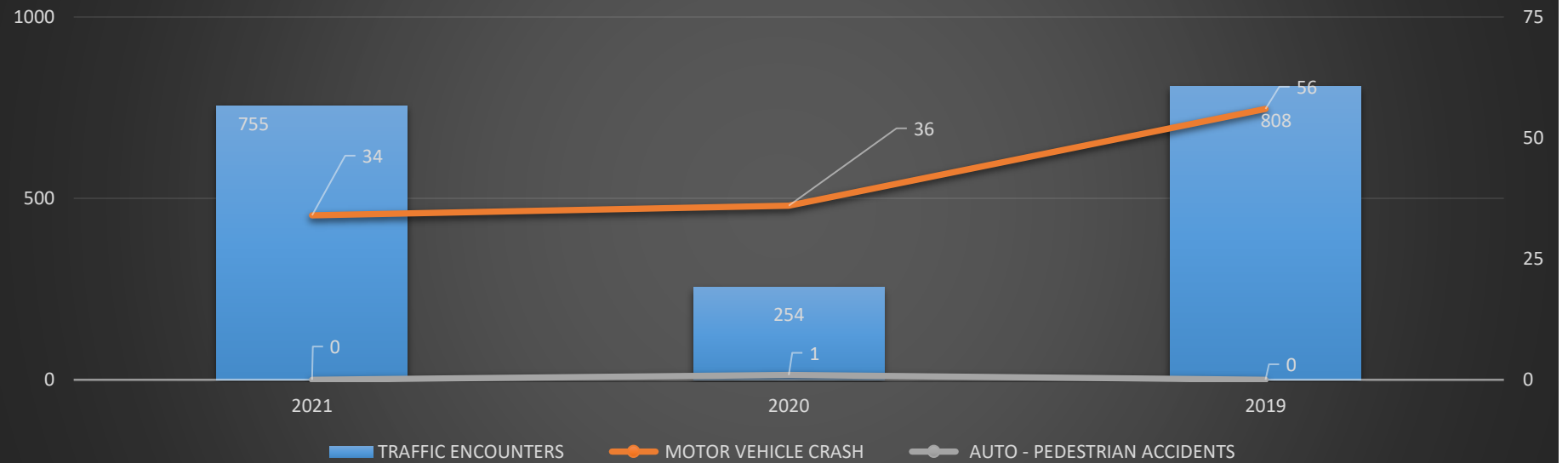
 <b>PRODUCTIVITY REPORT</b>	MONTHLY COMPARISON				ANNUAL MONTHLY COMPARISON		
	May-21	Jun-21	Jul-21	YTD TOTAL	2021	2020	2019
<b>TOTAL ARRESTS</b>	98	84	109	568	109	78	146
<b>TOTAL Charges</b>	179	146	215	1059	215	133	277
<b>Misdemeanor - Class C</b>	115	95	165	721	165	101	212
<b>Misdemeanor - Class A &amp; B</b>	31	29	31	234	31	18	45
<b>FELONY</b>	26	22	19	110	19	14	20
<b>TOTAL CALLS FOR SERVICES</b>	5,798	5,740	6,319	39478	6,319	6,815	5,381
<b>POLICE</b>	5,271	5,153	5,737	35947	5,737	6,174	4,808
<b>FIRE</b>	68	68	62	433	62	92	66
<b>EMS</b>	411	471	487	2724	487	487	451
<b>ANIMAL SERVICES</b>	48	48	33	374	33	62	56
<b>AVERAGE RESP TIME - PRIORITY</b>	4:52	4:29	5:34	4:49	5:34	5:25	5:00
<b>AVERAGE RESP TIME - NON PRIORITY</b>	3:59	3:06	3:01	3:09	3:01	2:16	3:01
<b>BUSIEST DAY(†)</b>	TUESDAY	WEDNESDAY	THURSDAY	MONDAY	THURSDAY	THURSDAY	TUESDAY
<b>BUSIEST TIMES(†)</b>	0700-1059	1100-1400	1300	1500-1859	0300-0659	2100-2200	1000-1200
<b>TRAFFIC SAFETY</b>							
<b>TRAFFIC ENCOUNTERS</b>	717	807	755	4509	755	254	808
<b>DOCUMENTED TRAFFIC VIOLATIONS*</b>	613	541	509	4174	509	259	820
<b>OTHER CLASS C VIOLATIONS**</b>	40	45	26	210	26	16	28
<b>MOTOR VEHICLE CRASH</b>	80	68	34	316	34	36	56
<b>AUTO - PEDESTRIAN ACCIDENTS</b>	2	3	0	11	0	1	0
<b>SPEEDING STUDIES</b>	0	0	2	7	2	3	4
<b>WARRANT SERVICES</b>							
<b>WARRANTS CLEARED</b>	183	151	215	1132	215	162	270
<b>COLLECTION AMOUNT CLEARED</b>	64610.88	58685.12	76859.57	\$ 423,464.41	76859.57	60,884.00	98,329
<b>ESTIMATED MONEY RECEIVED</b>	\$ 21,615.98	\$ 9,001.12	\$ 15,463.02	\$ 138,143.10	#####	10,387.00	N/A
<b>TOTAL WARRANT ARRESTS</b>	26	6	20	106	20	48	47
<b>ADMIN CONSIDERATIONS</b>							
<b>TOTAL COMMUNITY EVENTS</b>	1	0	1	2	1	0	2
<b>TOTAL VOLUNTEER HOURS</b>	44	60	24	128	24	0	47
<b>TOTAL PTO HOURS</b>	431	678	837.68	3787.5	837.68	499.32	628

# ANGLETON POLICE DEPARTMENT

## TRAFFIC SAFETY - MONTHLY COMPARISON

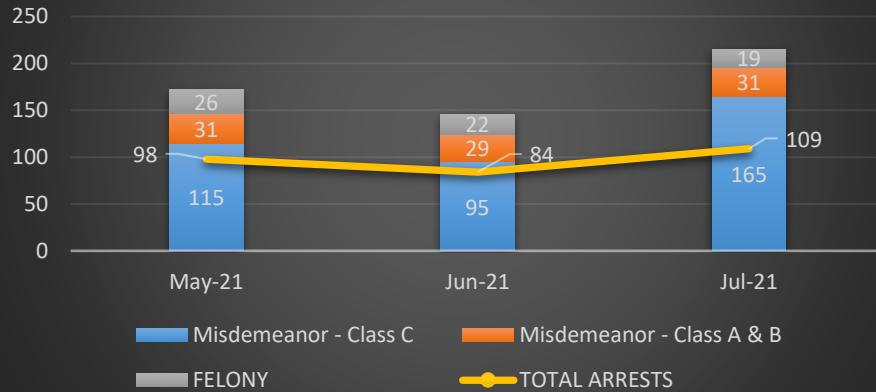


## TRAFFIC SAFETY - ANNUAL MONTHLY COMPARISON

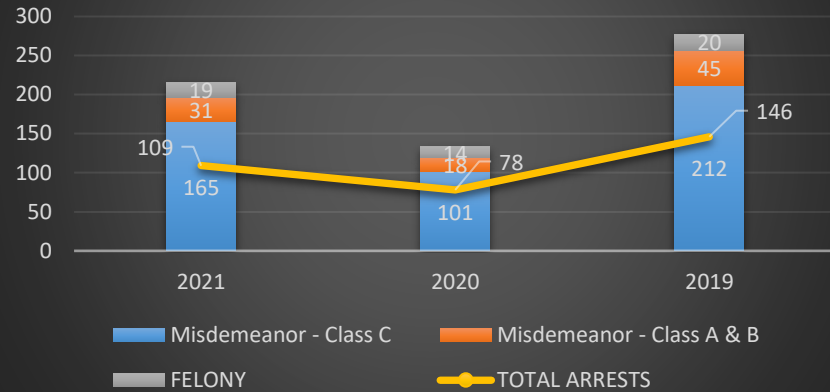


# ANGLETON POLICE DEPARTMENT

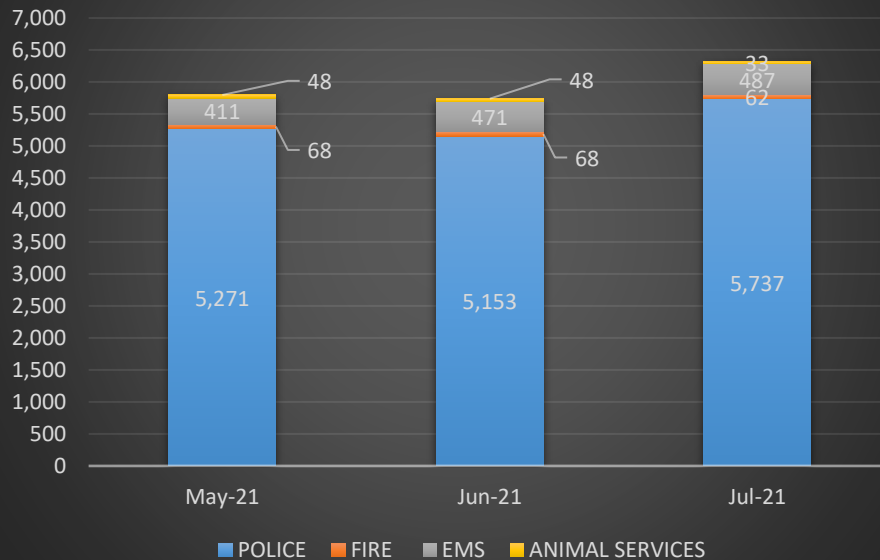
## ARRESTS AND CHARGES - MONTHLY COMPARISON



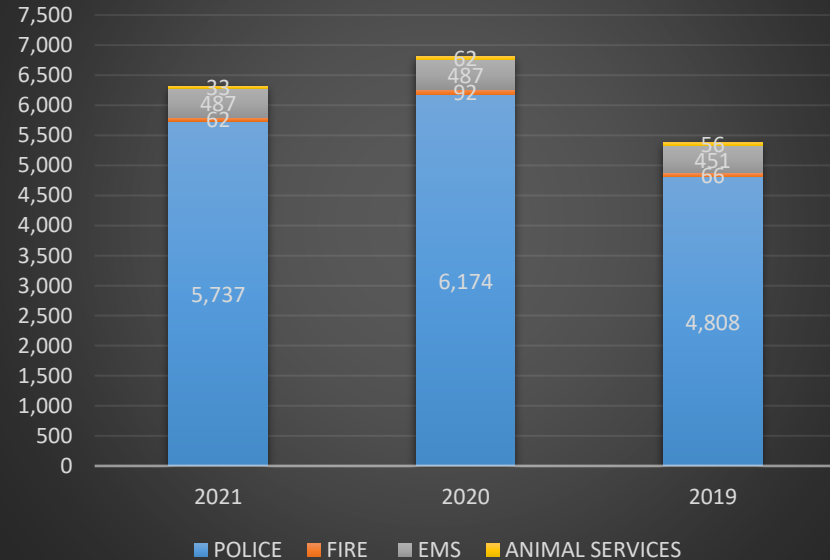
## ARRESTS AND CHARGES - ANNUAL COMPARISON



## CALLS FOR SERVICE - MONTHLY COMPARISON



## CALLS FOR SERVICE - ANNUAL COMPARISON



# ANGLETON POLICE DEPARTMENT

## DISCLAIMER AND TRANSPARENCY IN REPORTING

\*Documented Traffic Violations account only the number of violations in which a written warning or traffic citation was issued. Reasons for less traffic violations listed than traffic encounters includes, but is not limited too the following: An arrest was made for a higher charge and no warning/citation issued, verbal warning issued, a class C misdemeanor other than a traffic violation citation was issued (such as possession of drug paraphernalia), and/or a citation was issued only for the most serious violation with no warning for other violations issued.

\*\*Other Class C Violations account for all class C Misdemeanor warnings/citations issued which may or may not have risen from a traffic violation, and may have been issued in lieu of a traffic violation.

(†)Busiest Day and Busiest Time is calculated based on mostly reactive calls for service (but includes traffic encounters), and excludes other types of calls for service including, but not limited too the following: ACO Carcass, BOLO, Business Check, Close Patrol, Delayed, Follow Up, Jail Check (TCO), Jail Duty (Officer), Only Ang Fire Department, Private Tow, Repossession, Ride Along, Sick Call, Street Department, Weather, and Water Department.

All information obtained on the date the report was prepared, and contains the information available from the police departments RMS and CAD systems up to that date. All numbers based on information obtained from RMS and CAD. All numbers have a margin of error of approximatley +/- 2%; however, accuracy is the number one priority in preparing this report. DPS state standards allows for a margin of error of 4% for NIBRS. The information in this report is not meant to replace official UCR/NIBRS reporting.

(‡)Crime rate calculated based upon a population rate of 19,660 which was the population for the City of Angleton used by the FBI 2019 UCR crime statistics (which consist mostly of crimes against persons and property) listed in Table 8. 2019 crime statistics from other cities also taken from FBI Table 8 which is averaged by month (<https://ucr.fbi.gov/crime-in-the-u.s/2019/crime-in-the-u.s.-2019/tables/table-8/table-8-state-cuts/texas.xls>).

# ANGLETON POLICE DEPARTMENT

