
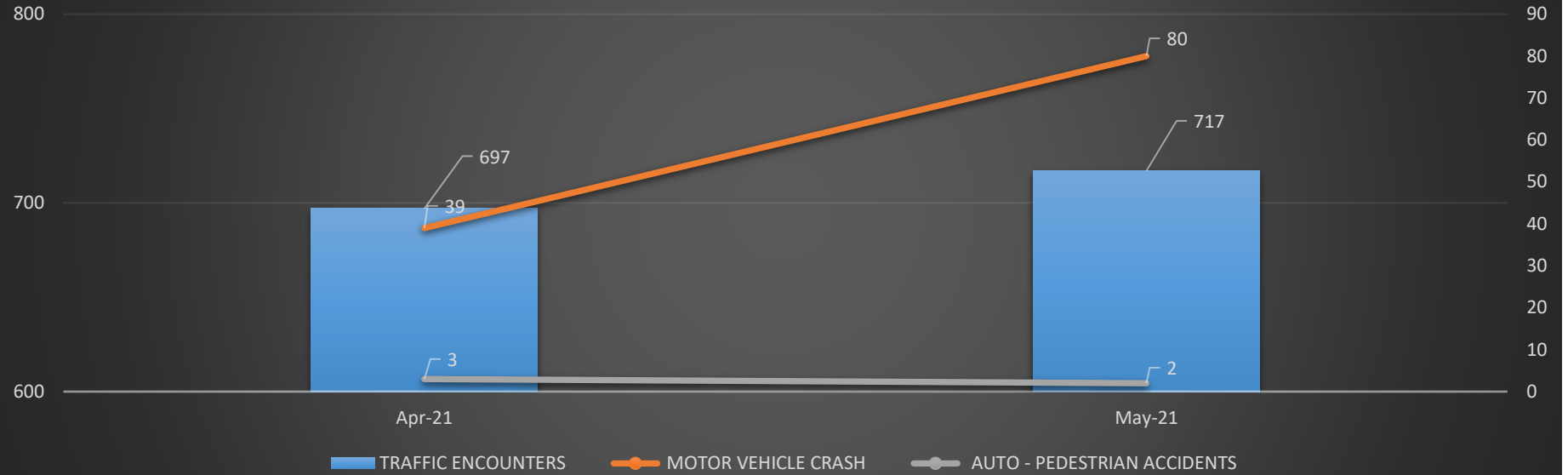


ANGLETON POLICE DEPARTMENT

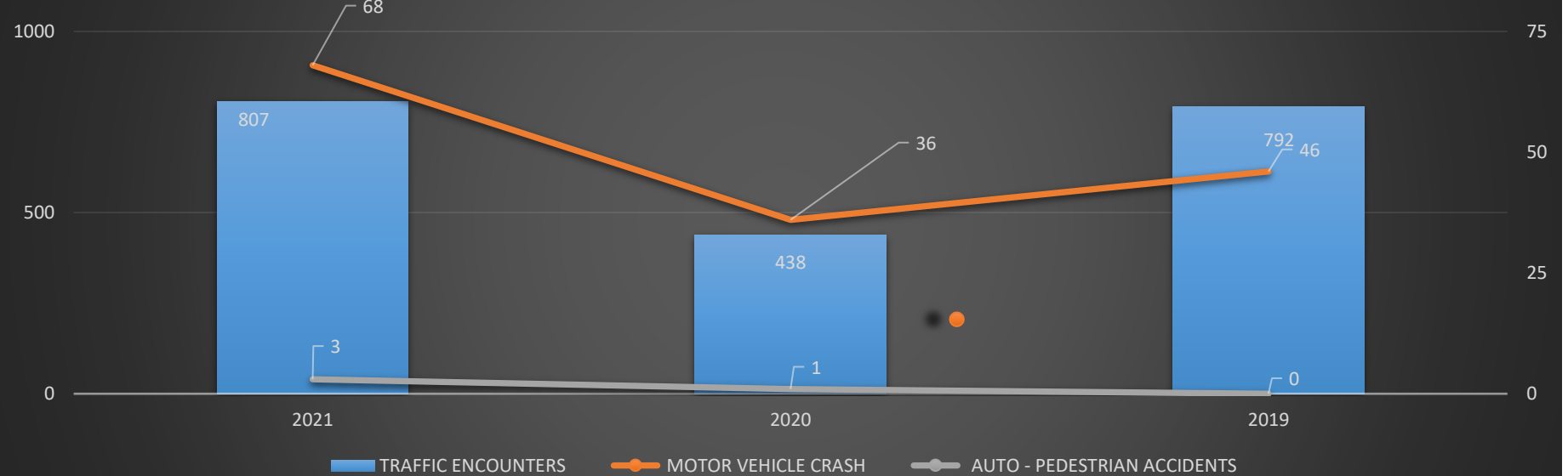
 PRODUCTIVITY REPORT	MONTHLY COMPARISON				ANNUAL MONTHLY COMPARISON		
	Apr-21	May-21	Jun-21	YTD TOTAL	2021	2020	2019
TOTAL ARRESTS	106	98	84	568	84	77	131
TOTAL Charges	235	179	146	1059	146	115	229
Misdemeanor - Class C	190	115	95	721	95	80	175
Misdemeanor - Class A & B	26	31	29	234	29	25	39
FELONY	19	26	22	110	22	10	15
TOTAL CALLS FOR SERVICES	5,892	5,798	5,740	39478	5,740	6,764	6,229
POLICE	5,257	5,271	5,153	35947	5,153	5,924	5,525
FIRE	79	68	68	433	68	67	74
EMS	493	411	471	2724	471	404	457
ANIMAL SERVICES	63	48	48	374	48	69	173
AVERAGE RESP TIME - PRIORITY	5:07	4:52	4:29	4:49	4:29	4:05	4:46
AVERAGE RESP TIME - NON PRIORITY	5:54	3:59	3:06	3:09	3:06	1:33	2:21
BUSIEST DAY(†)	THURSDAY	TUESDAY	WEDNESDAY	MONDAY	WEDNESDAY	TUESDAY	SATURDAY
BUSIEST TIMES(†)	2300-0259	0700-1059	1100-1400	0300-0659	1500-1859	1900-2000	1300-1500
TRAFFIC SAFETY							
TRAFFIC ENCOUNTERS	697	717	807	4509	807	438	792
DOCUMENTED TRAFFIC VIOLATIONS*	717	613	541	4174	541	475	830
OTHER CLASS C VIOLATIONS**	30	40	45	210	45	16	19
MOTOR VEHICLE CRASH	39	80	68	316	68	36	46
AUTO - PEDESTRIAN ACCIDENTS	3	2	3	11	3	1	0
SPEEDING STUDIES	0	0	0	7	0	4	0
WARRANT SERVICES							
WARRANTS CLEARED	251	183	151	1132	151	140	233
COLLECTION AMOUNT CLEARED	98674.30	64610.88	58685.12	\$ 423,464.41	58685.12	43,840.00	94,013
ESTIMATED MONEY RECEIVED	\$ 34,279.25	\$ 21,615.98	\$ 9,001.12	\$ 138,143.10	\$9,001.12	10,860.00	n/a
TOTAL WARRANT ARRESTS	24	26	6	106	6	34	57
ADMIN CONSIDERATIONS							
TOTAL COMMUNITY EVENTS	0	1	0	2	0	0	3
TOTAL VOLUNTEER HOURS	0	44	60	104	60	0	184
TOTAL PTO HOURS	625.5	431	678	3787.5	678	930.5	684

ANGLETON POLICE DEPARTMENT

TRAFFIC SAFETY - MONTHLY COMPARISON

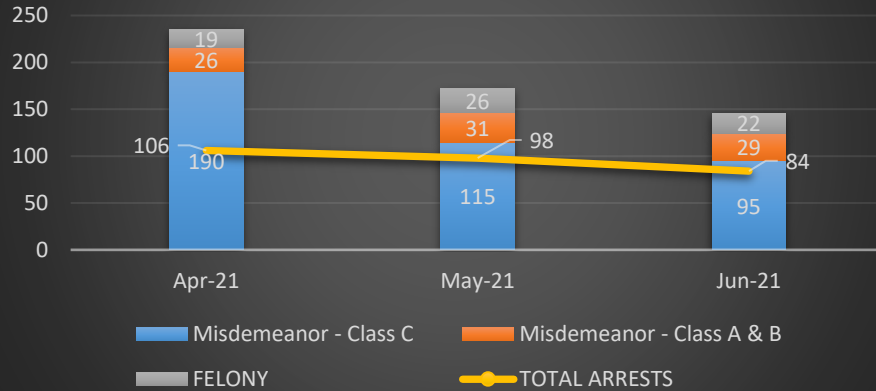


TRAFFIC SAFETY - ANNUAL MONTHLY COMPARISON

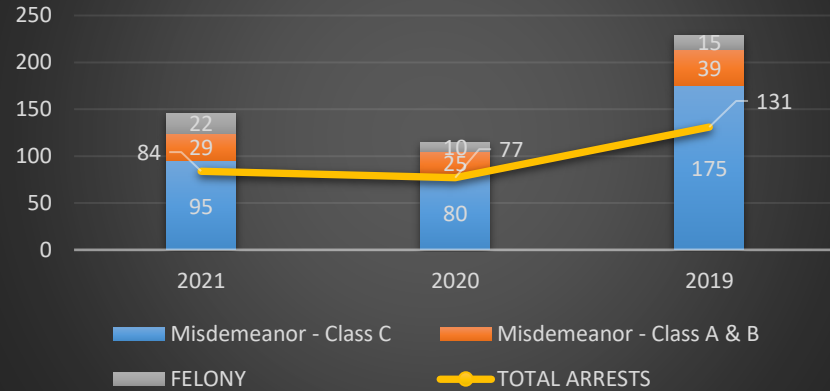


ANGLETON POLICE DEPARTMENT

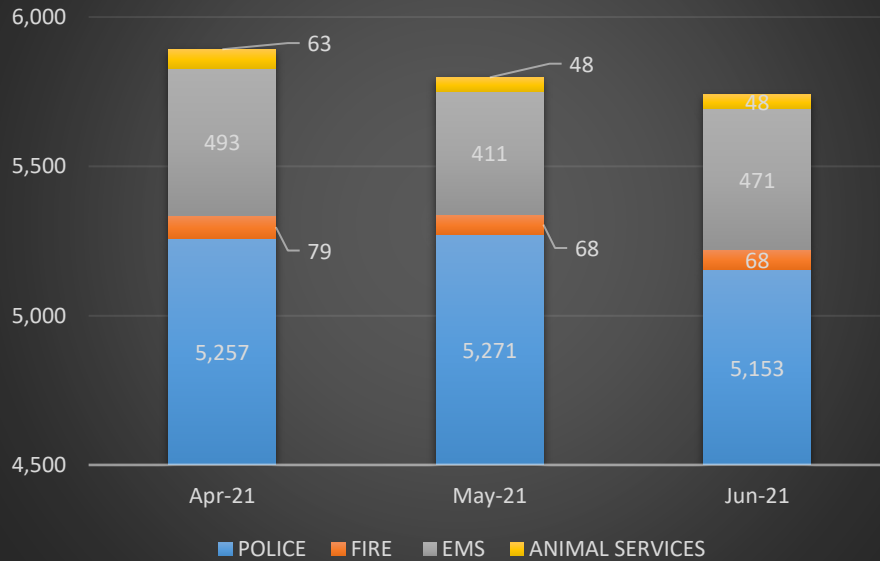
ARRESTS AND CHARGES - MONTHLY COMPARISON



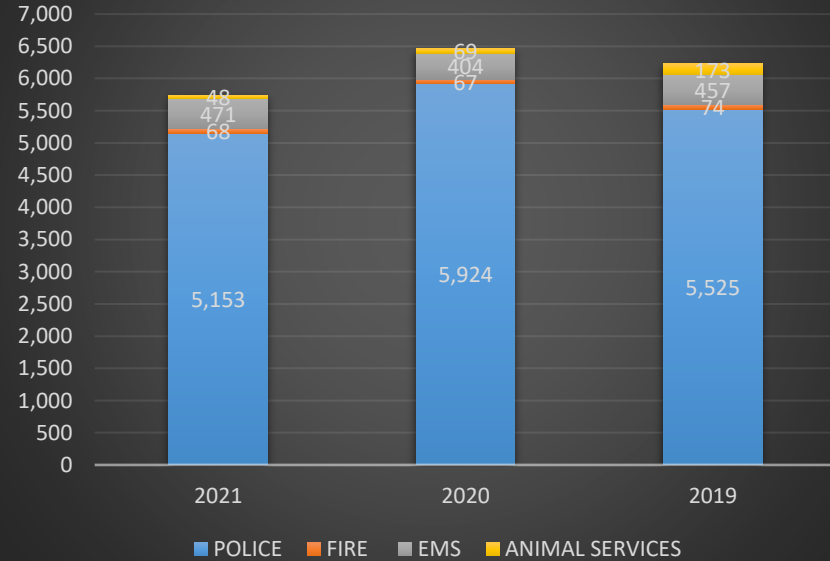
ARRESTS AND CHARGES - ANNUAL COMPARISON



CALLS FOR SERVICE - MONTHLY COMPARISON



CALLS FOR SERVICE - ANNUAL COMPARISON



ANGLETON POLICE DEPARTMENT

DISCLAIMER AND TRANSPARENCY IN REPORTING

*Documented Traffic Violations account only the number of violations in which a written warning or traffic citation was issued. Reasons for less traffic violations listed than traffic encounters includes, but is not limited too the following: An arrest was made for a higher charge and no warning/citation issued, verbal warning issued, a class C misdemeanor other than a traffic violation citation was issued (such as possession of drug paraphernalia), and/or a citation was issued only for the most serious violation with no warning for other violations issued.

**Other Class C Violations account for all class C Misdemeanor warnings/citations issued which may or may not have risen from a traffic violation, and may have been issued in lieu of a traffic violation.

(†)Busiest Day and Busiest Time is calculated based on mostly reactive calls for service (but includes traffic encounters), and excludes other types of calls for service including, but not limited too the following: ACO Carcass, BOLO, Business Check, Close Patrol, Delayed, Follow Up, Jail Check (TCO), Jail Duty (Officer), Only Ang Fire Department, Private Tow, Repossession, Ride Along, Sick Call, Street Department, Weather, and Water Department.

All information obtained on the date the report was prepared, and contains the information available from the police departments RMS and CAD systems up to that date. All numbers based on information obtained from RMS and CAD. All numbers have a margin of error of approximatley +/- 2%; however, accuracy is the number one priority in preparing this report. DPS state standards allows for a margin of error of 4% for NIBRS. The information in this report is not meant to replace official UCR/NIBRS reporting.

(‡)Crime rate calculated based upon a population rate of 19,660 which was the population for the City of Angleton used by the FBI 2019 UCR crime statistics (which consist mostly of crimes against persons and property) listed in Table 8. 2019 crime statistics from other cities also taken from FBI Table 8 which is averaged by month (<https://ucr.fbi.gov/crime-in-the-u.s/2019/crime-in-the-u.s.-2019/tables/table-8/table-8-state-cuts/texas.xls>).

ANGLETON POLICE DEPARTMENT

