
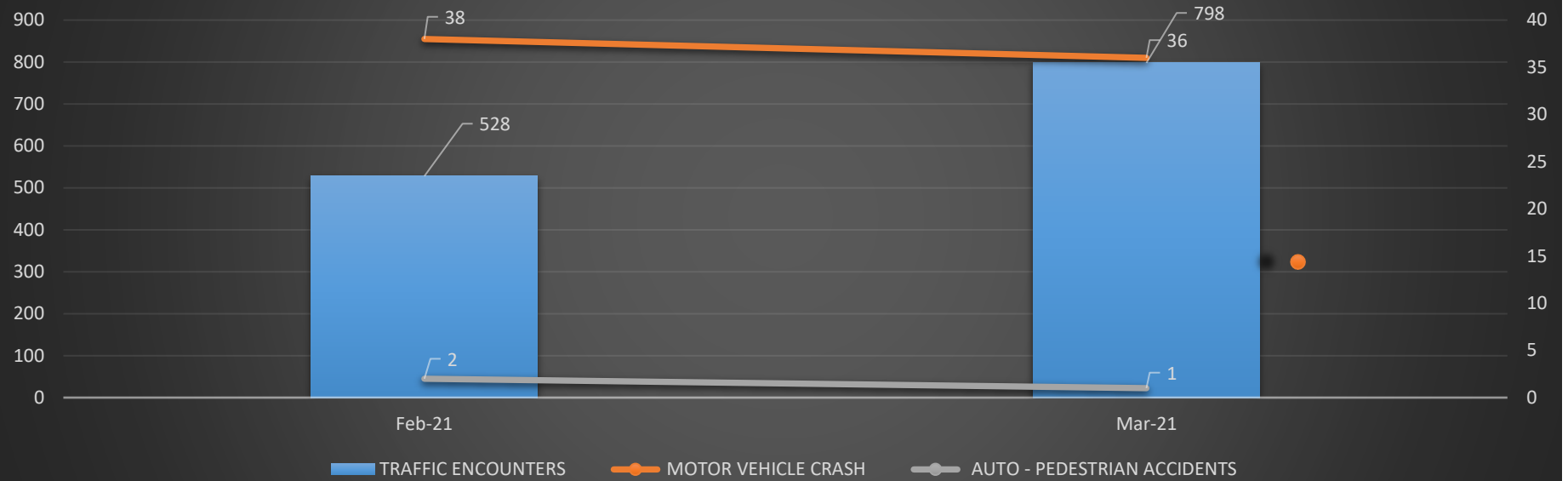


ANGLETON POLICE DEPARTMENT

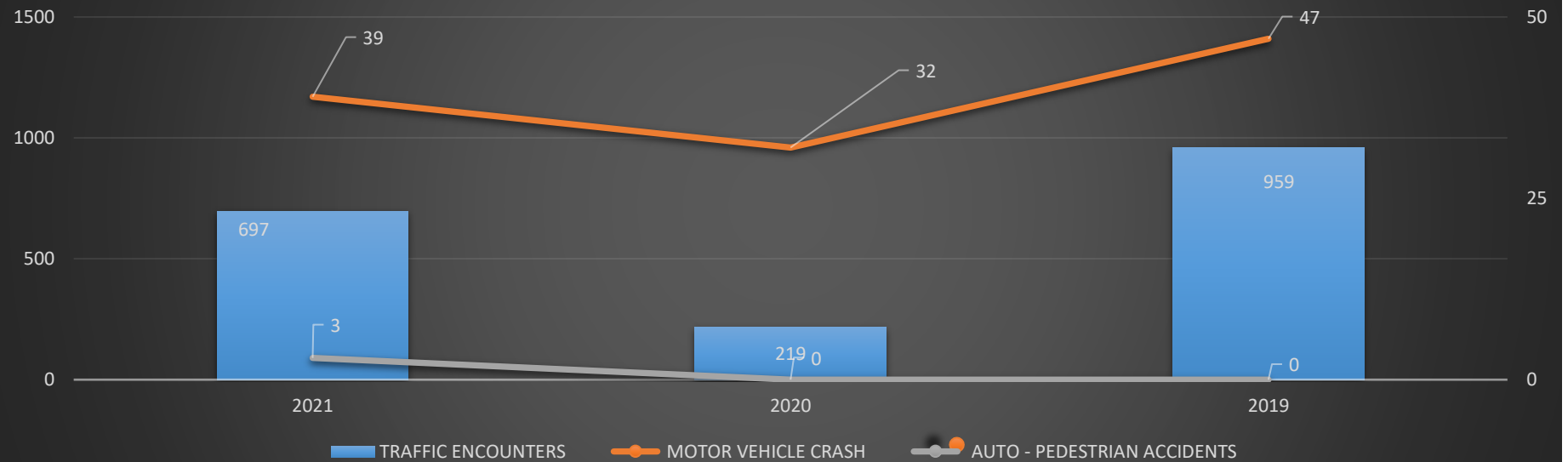
 PRODUCTIVITY REPORT	MONTHLY COMPARISON				ANNUAL MONTHLY COMPARISON		
	Feb-21	Mar-21	Apr-21	YTD TOTAL	2021	2020	2019
TOTAL ARRESTS	64	119	106	386	106	18	149
TOTAL Charges	114	231	235	734	235	21	258
Misdemeanor - Class C	71	169	190	511	190	0	186
Misdemeanor - Class A & B	28	62	26	174	26	14	57
FELONY	15	13	19	62	19	7	15
TOTAL CALLS FOR SERVICES	6,089	7,085	6,527	26795	6,527	7,610	6,410
POLICE	5,514	6,484	5,892	24408	5,892	7,187	5,741
FIRE	81	76	79	297	79	52	65
EMS	441	411	493	1812	493	358	431
ANIMAL SERVICES	53	114	63	278	63	13	173
AVERAGE RESP TIME - PRIORITY	4:30	5:00	5:07	4:53	5:07	4:25	5:01
AVERAGE RESP TIME - NON PRIORITY	2:40	1:42	5:54	2:58	5:54	1:12	2:46
BUSIEST DAY(†)	MONDAY	TUESDAY	THURSDAY	THURSDAY	THURSDAY	WEDNESD	TUESDAY
BUSIEST TIMES(†)	1500-1600	2300-0259	2300-0259	2300-0259	2300-0259	1500-1600	1700-1800
TRAFFIC SAFETY							
TRAFFIC ENCOUNTERS	528	798	697	2985	697	219	959
DOCUMENTED TRAFFIC VIOLATIONS*	528	798	717	3020	717	249	1031
OTHER CLASS C VIOLATIONS**	43	26	30	125	30	10	54
MOTOR VEHICLE CRASH	38	36	39	168	39	32	47
AUTO - PEDESTRIAN ACCIDENTS	2	1	3	6	3	0	0
SPEEDING STUDIES	3	1	0	7	0	0	0
WARRANT SERVICES							
WARRANTS CLEARED	130	105	251	798	251	15	210
COLLECTION AMOUNT CLEARED	\$ 45,901.60	\$ 45,715.44	98674.30	\$ 300,168.41	98,674	\$5,795.90	78,178
ESTIMATED MONEY RECEIVED	\$ 19,487.66	\$ 13,697.63	\$ 34,279.25	\$ 107,526.00	34,279	\$3,823.83	N/A
TOTAL WARRANT ARRESTS	1	9	24	74	24	0	0
ADMIN CONSIDERATIONS							
TOTAL COMMUNITY EVENTS	1	0	0	1	0	0	0
TOTAL VOLUNTEER HOURS	0	0	0	0	0	0	0
TOTAL PTO HOURS	573.5	687.5	625.5	2678.5	625.5	421.11	0

ANGLETON POLICE DEPARTMENT

TRAFFIC SAFETY - MONTHLY COMPARISON

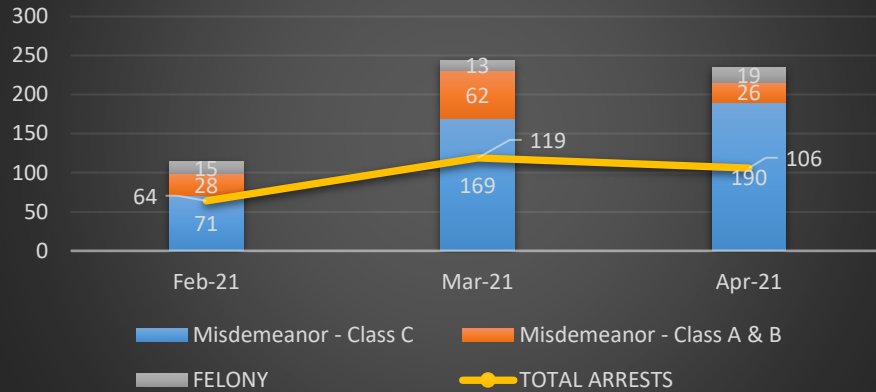


TRAFFIC SAFETY - ANNUAL MONTHLY COMPARISON

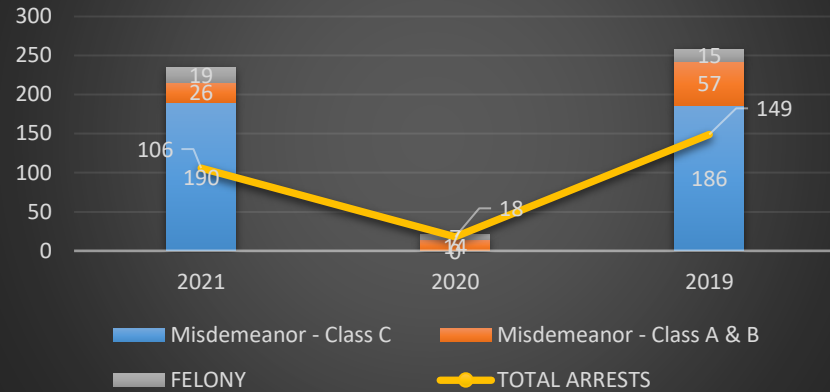


ANGLETON POLICE DEPARTMENT

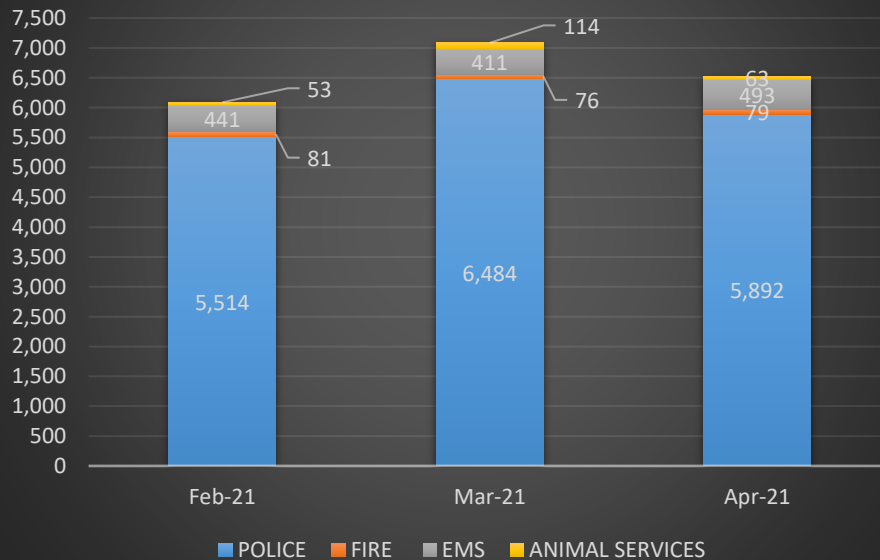
ARRESTS AND CHARGES - MONTHLY COMPARISON



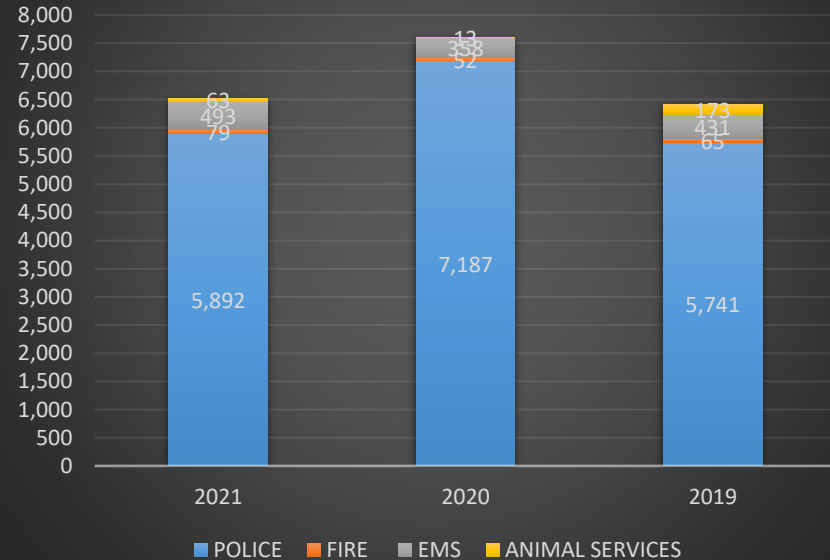
ARRESTS AND CHARGES - ANNUAL COMPARISON



CALLS FOR SERVICE - MONTHLY COMPARISON



CALLS FOR SERVICE - ANNUAL COMPARISON



ANGLETON POLICE DEPARTMENT

DISCLAIMER AND TRANSPARENCY IN REPORTING

*Documented Traffic Violations account only the number of violations in which a written warning or traffic citation was issued. Reasons for less traffic violations listed than traffic encounters includes, but is not limited too the following: An arrest was made for a higher charge and no warning/citation issued, verbal warning issued, a class C misdemeanor other than a traffic violation citation was issued (such as possession of drug paraphernalia), and/or a citation was issued only for the most serious violation with no warning for other violations issued.

**Other Class C Violations account for all class C Misdemeanor warnings/citations issued which may or may not have risen from a traffic violation, and may have been issued in lieu of a traffic violation.

(†)Busiest Day and Busiest Time is calculated based on mostly reactive calls for service (but includes traffic encounters), and excludes other types of calls for service including, but not limited too the following: ACO Carcass, BOLO, Business Check, Close Patrol, Delayed, Follow Up, Jail Check (TCO), Jail Duty (Officer), Only Ang Fire Department, Private Tow, Repossession, Ride Along, Sick Call, Street Department, Weather, and Water Department.

All information obtained on the date the report was prepared, and contains the information available from the police departments RMS and CAD systems up to that date. All numbers based on information obtained from RMS and CAD. All numbers have a margin of error of approximatley +/- 2%; however, accuracy is the number one priority in preparing this report. DPS state standards allows for a margin of error of 4% for NIBRS. The information in this report is not meant to replace official UCR/NIBRS reporting.

(‡)Crime rate calculated based upon a population rate of 19,660 which was the population for the City of Angleton used by the FBI 2019 UCR crime statistics (which consist mostly of crimes against persons and property) listed in Table 8. 2019 crime statistics from other cities also taken from FBI Table 8 which is averaged by month (<https://ucr.fbi.gov/crime-in-the-u.s/2019/crime-in-the-u.s.-2019/tables/table-8/table-8-state-cuts/texas.xls>).

ANGLETON POLICE DEPARTMENT

Busiest Call Times - Monthly

