
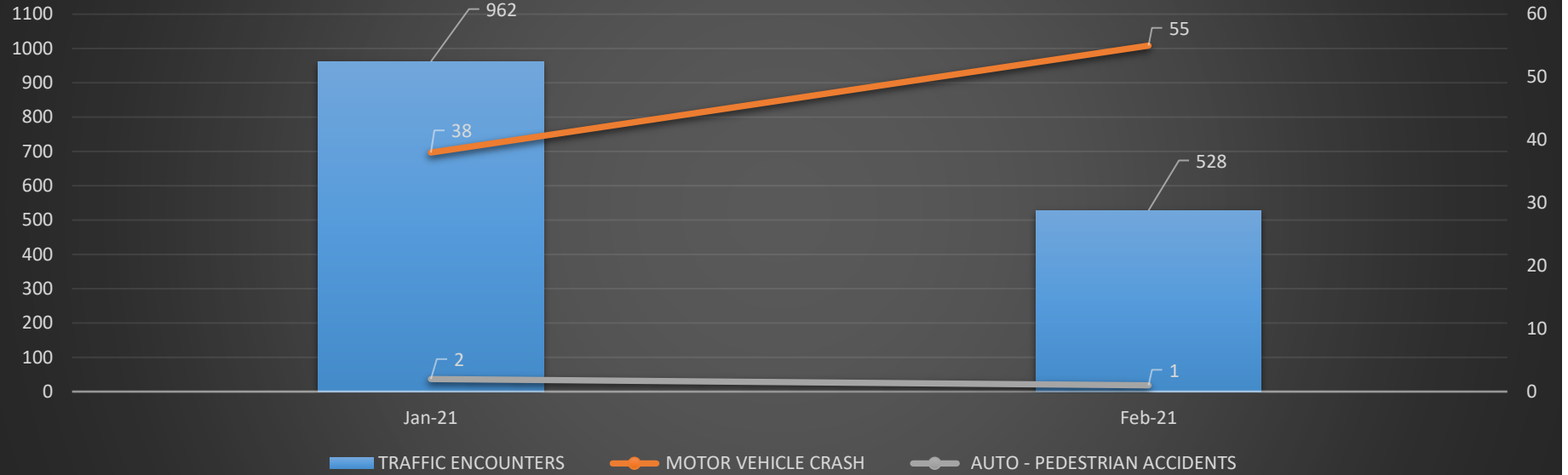


ANGLETON POLICE DEPARTMENT

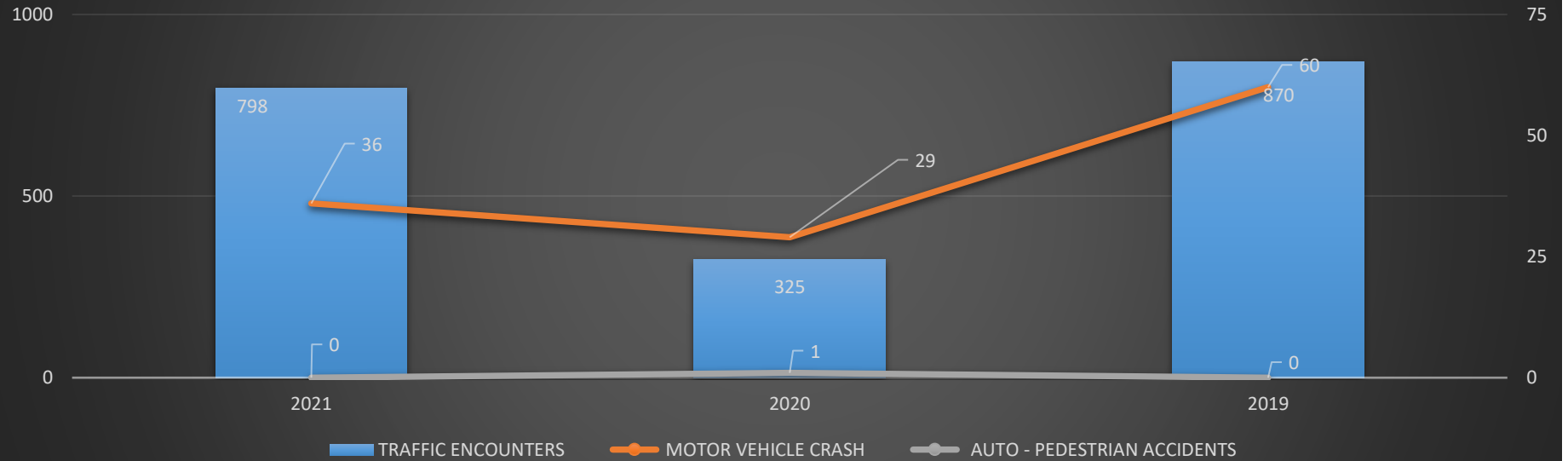
 PRODUCTIVITY REPORT	MONTHLY COMPARISON				ANNUAL MONTHLY COMPARISON		
	Jan-21	Feb-21	Mar-21	YTD TOTAL	2021	2020	2019
TOTAL ARRESTS	97	64	119	280	119	35	137
TOTAL Charges	154	114	231	499	231	53	284
Misdemeanor - Class C	81	71	169	321	169	31	202
Misdemeanor - Class A & B	58	28	62	148	62	16	58
FELONY	15	15	13	43	13	6	24
TOTAL CALLS FOR SERVICES	7,094	6,089	7,085	20268	7,085	6,603	6,451
POLICE	6,518	5,514	6,484	18516	6,484	6,090	5,777
FIRE	61	81	76	218	76	54	68
EMS	467	441	411	1319	411	408	423
ANIMAL SERVICES	48	53	114	215	114	51	183
AVERAGE RESP TIME - PRIORITY	4:54	4:30	5:00	4:49	5:00	4:39	5:19
AVERAGE RESP TIME - NON PRIORITY	1:54	2:40	1:42	2:03	1:42	1:23	4:19
BUSIEST DAY(†)	FRIDAY	MONDAY	TUESDAY	SATURDAY	TUESDAY	TUESDAY	FRIDAY
BUSIEST TIMES(†)	1000-1100	1500-1600	2300-0259	2300-0259	2300-0259	1100-1200	1500-1600
TRAFFIC SAFETY							
TRAFFIC ENCOUNTERS	962	528	798	2288	798	325	870
DOCUMENTED TRAFFIC VIOLATIONS*	977	528	798	2288	798	366	942
OTHER CLASS C VIOLATIONS**	43	26	26	95	26	19	36
MOTOR VEHICLE CRASH	38	55	36	129	36	29	60
AUTO - PEDESTRIAN ACCIDENTS	2	1	0	3	0	1	0
SPEEDING STUDIES	3	1	3	7	3	0	0
WARRANT SERVICES							
WARRANTS CLEARED	130	105	312	547	312	105	267
COLLECTION AMOUNT CLEARED	\$ 45,901.60	\$ 45,715.44	109877.07	\$ 201,494.11	109,877	\$137,382.00	113,792
ESTIMATED MONEY RECEIVED	\$ 19,487.66	\$ 13,697.63	\$ 40,061.46	\$ 73,246.75	40,061	\$15,606.00	n/a
TOTAL WARRANT ARRESTS	1	9	40	50	40	10	31
ADMIN CONSIDERATIONS							
TOTAL COMMUNITY EVENTS	1	0	1	2	1	0	n/a
TOTAL VOLUNTEER HOURS	0	0	0	0	0	52.5	n/a
TOTAL PTO HOURS	573.5	687.5	792	2053	792	730.52	n/a

ANGLETON POLICE DEPARTMENT

TRAFFIC SAFETY - MONTHLY COMPARISON

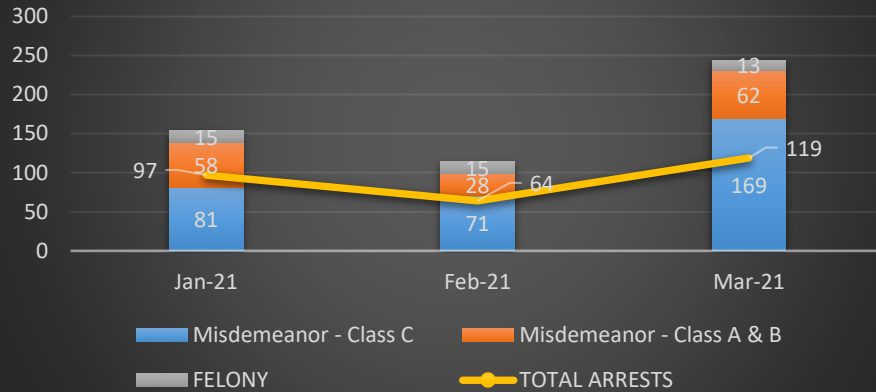


TRAFFIC SAFETY - ANNUAL MONTHLY COMPARISON

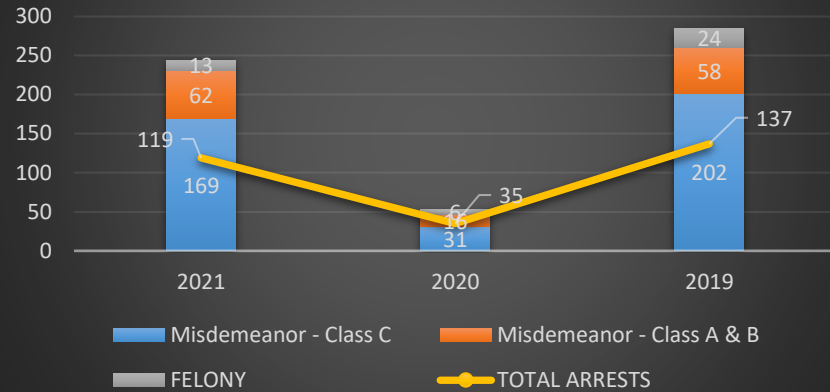


ANGLETON POLICE DEPARTMENT

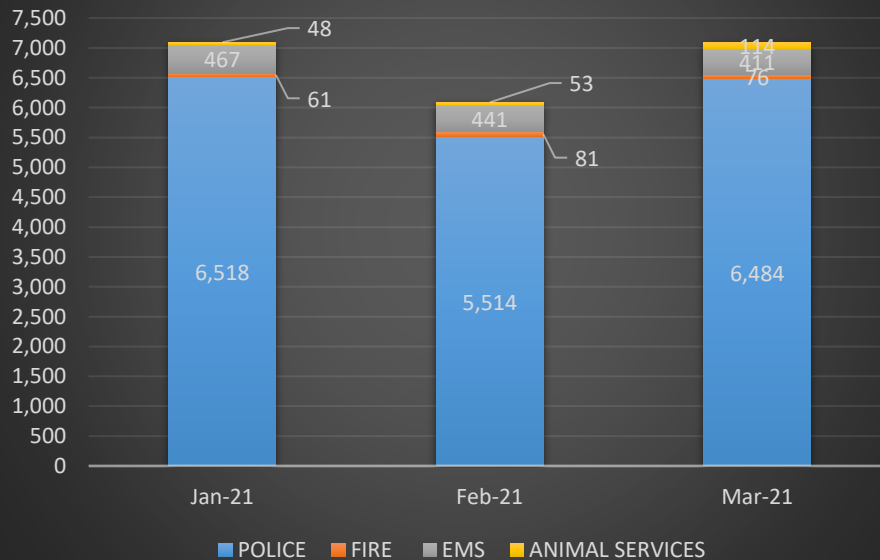
ARRESTS AND CHARGES - MONTHLY COMPARISON



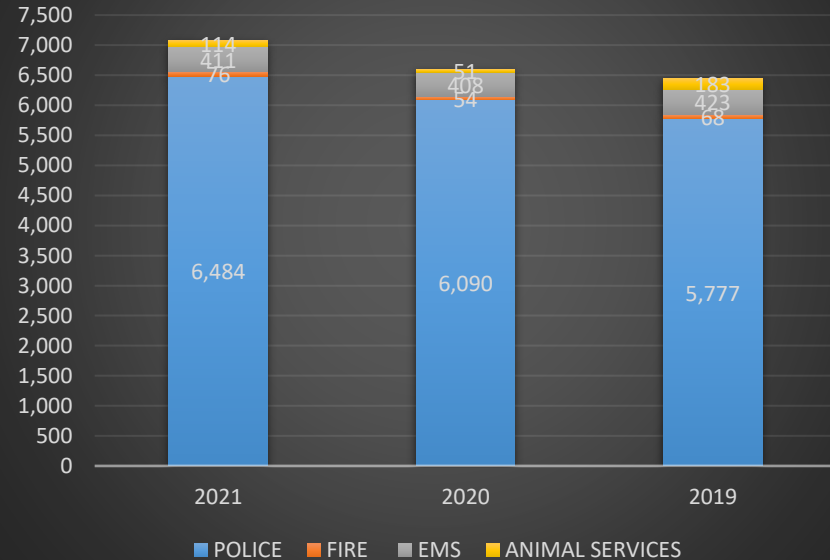
ARRESTS AND CHARGES - ANNUAL COMPARISON



CALLS FOR SERVICE - MONTHLY COMPARISON



CALLS FOR SERVICE - ANNUAL COMPARISON



ANGLETON POLICE DEPARTMENT

DISCLAIMER AND TRANSPARENCY IN REPORTING

*Documented Traffic Violations account only the number of violations in which a written warning or traffic citation was issued. Reasons for less traffic violations listed than traffic encounters includes, but is not limited too the following: An arrest was made for a higher charge and no warning/citation issued, verbal warning issued, a class C misdemeanor other than a traffic violation citation was issued (such as possession of drug paraphernalia), and/or a citation was issued only for the most serious violation with no warning for other violations issued.

**Other Class C Violations account for all class C Misdemeanor warnings/citations issued which may or may not have risen from a traffic violation, and may have been issued in lieu of a traffic violation.

(†)Busiest Day and Busiest Time is calculated based on mostly reactive calls for service (but includes traffic encounters), and excludes other types of calls for service including, but not limited too the following: ACO Carcass, BOLO, Business Check, Close Patrol, Delayed, Follow Up, Jail Check (TCO), Jail Duty (Officer), Only Ang Fire Department, Private Tow, Repossession, Ride Along, Sick Call, Street Department, Weather, and Water Department.

All information obtained on the date the report was prepared, and contains the information available from the police departments RMS and CAD systems up to that date. All numbers based on information obtained from RMS and CAD. All numbers have a margin of error of approximatley +/- 2%; however, accuracy is the number one priority in preparing this report. DPS state standards allows for a margin of error of 4% for NIBRS. The information in this report is not meant to replace official UCR/NIBRS reporting.

(‡)Crime rate calculated based upon a population rate of 19,660 which was the population for the City of Angleton used by the FBI 2019 UCR crime statistics (which consist mostly of crimes against persons and property) listed in Table 8. 2019 crime statistics from other cities also taken from FBI Table 8 which is averaged by month (<https://ucr.fbi.gov/crime-in-the-u.s/2019/crime-in-the-u.s.-2019/tables/table-8/table-8-state-cuts/texas.xls>).

ANGLETON POLICE DEPARTMENT

Busiest Call Times - Monthly

