


ANGLETON POLICE DEPARTMENT

 PRODUCTIVITY REPORT	MONTHLY COMPARISON				ANNUAL MONTHLY COMPARISON		
	Nov-20	Dec-20	Jan-21	YTD TOTAL	2021	2020	2019
TOTAL ARRESTS	95	78	97	97	97	123	147
TOTAL Charges	170	148	154	154	154	232	276
Misdemeanor - Class C	116	106	81	81	81	174	204
Misdemeanor - Class A & B	50	26	58	58	58	47	60
FELONY	4	16	15	15	15	11	12
TOTAL CALLS FOR SERVICES	6,219	7,310	7,094	7094	7,094	6,065	6,125
POLICE	5,745	6,743	6,518	6518	6,518	5,610	5,483
FIRE	54	68	61	61	61	38	64
EMS	380	449	467	467	467	356	421
ANIMAL SERVICES	40	50	48	48	48	61	157
AVERAGE RESP TIME - PRIORITY	5:02	5:15	4:54	4:54	4:54	4:36	5:13
AVERAGE RESP TIME - NON PRIORITY	2:48	4:17	1:54	1:54	1:54	1:56	4:04
BUSIEST DAY(†)	MONDAY	THURSDAY	FRIDAY	FRIDAY	FRIDAY	THURSDAY	THURSDAY
BUSIEST TIMES(†)	1900-2000	1400-1600	1000-1100	1000-1100	1000-1100	1400-1500	1000-1100
TRAFFIC SAFETY							
TRAFFIC ENCOUNTERS	384	688	962	962	962	811	719
DOCUMENTED TRAFFIC VIOLATIONS*	400	689	977	977	977	898	756
OTHER CLASS C VIOLATIONS**	21	17	43	43	43	33	31
MOTOR VEHICLE CRASH	43	51	38	38	38	47	50
AUTO - PEDESTRIAN ACCIDENTS	1	1	2	2	2	0	5
SPEEDING STUDIES	0	2	3	3	3	3	0
WARRANT SERVICES							
WARRANTS CLEARED	141	117	130	130	130	202	264
COLLECTION AMOUNT CLEARED	52,007	40,390	\$ 45,901.60	\$ 45,901.60	45,902	74,642	94,202
ESTIMATED MONEY RECEIVED	6,455	6,065	\$ 19,487.66	\$ 19,487.66	19,488	21,235	n/a
TOTAL WARRANT ARRESTS	31	16	1	1	1	34	37
ADMIN CONSIDERATIONS							
TOTAL COMMUNITY EVENTS	0	1	1	1	1	0	0
TOTAL VOLUNTEER HOURS	0	0	0	0	0	126	88.5
TOTAL PTO HOURS	1074.77	984	573.5	573.5	573.5	952.05	463

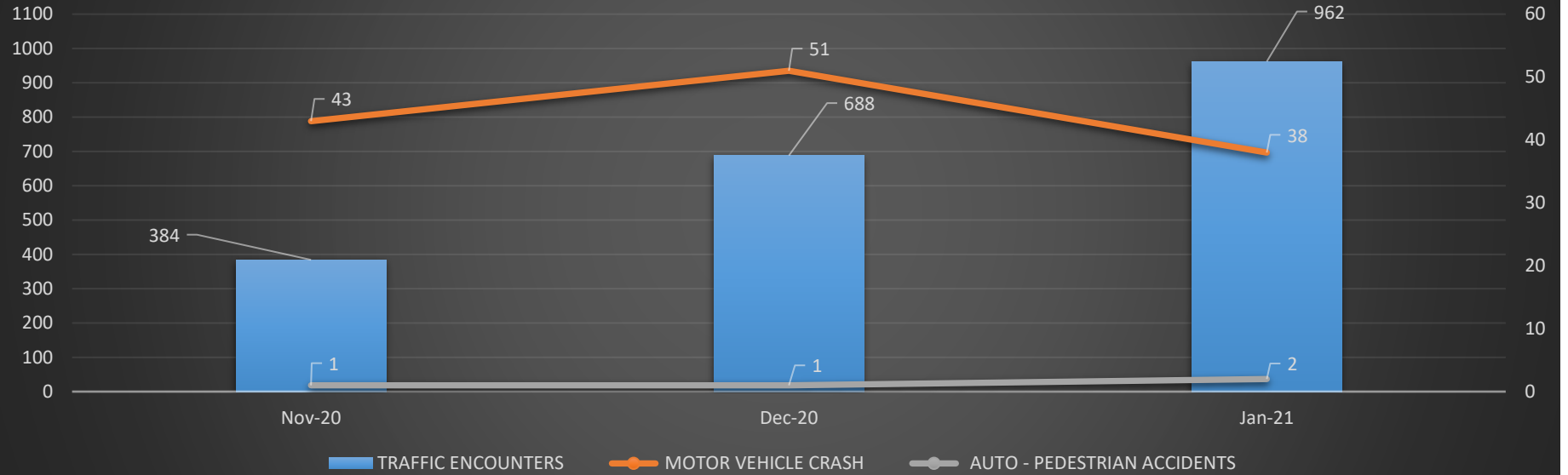
Prepared by: ELIZABETH BARR / TIMOTHY TAYLOR
 Prepared Date: 02/08/2021

Productivity Report
 JANUARY 2021

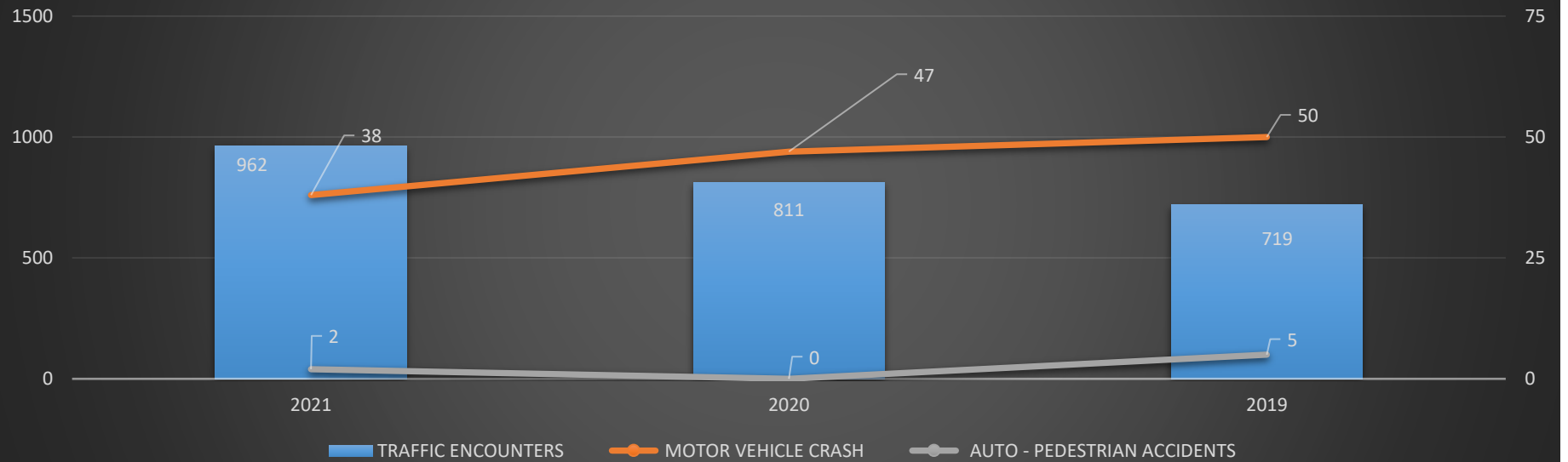
AARON AUSMUS
 CHIEF OF POLICE

ANGLETON POLICE DEPARTMENT

TRAFFIC SAFETY - MONTHLY COMPARISON

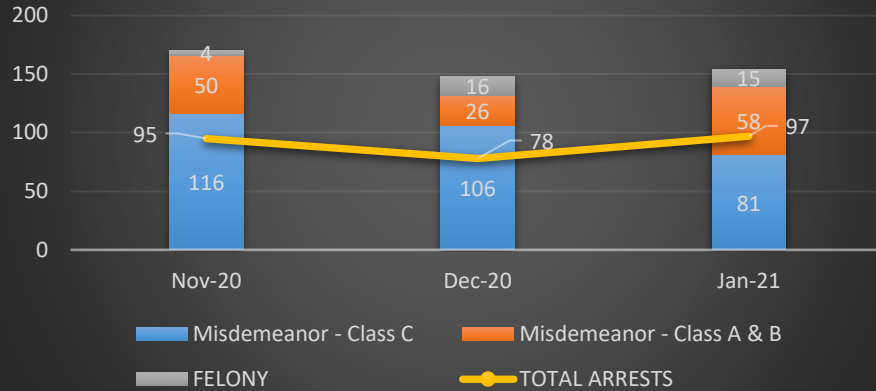


TRAFFIC SAFETY - ANNUAL MONTHLY COMPARISON

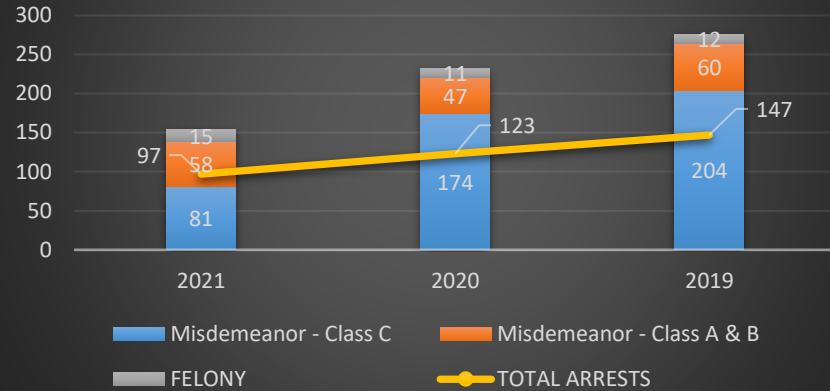


ANGLETON POLICE DEPARTMENT

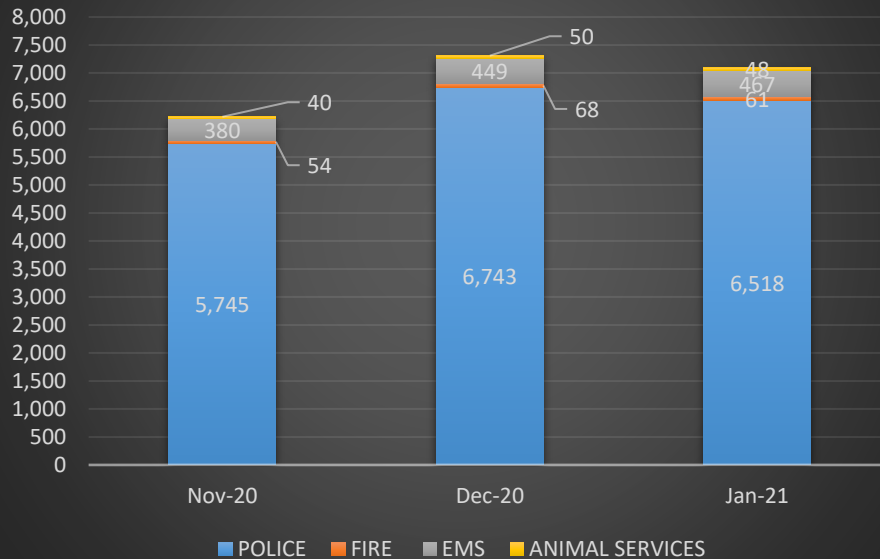
ARRESTS AND CHARGES - MONTHLY COMPARISON



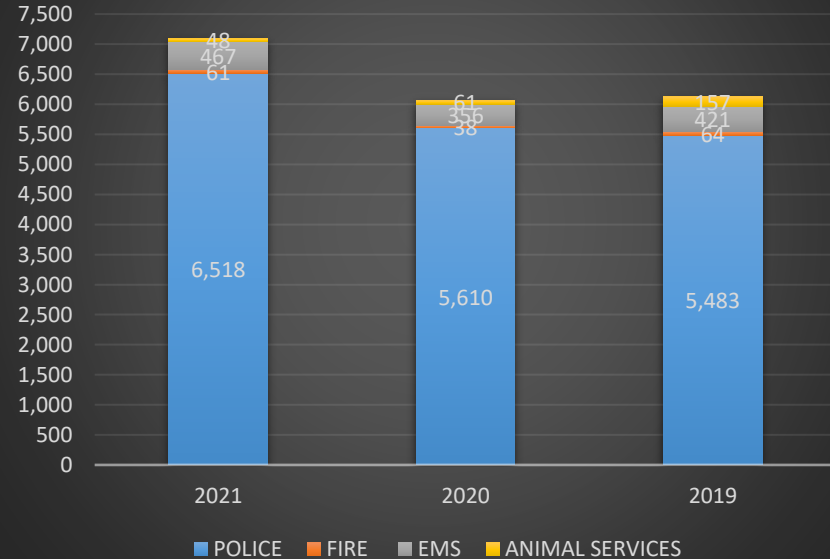
ARRESTS AND CHARGES - ANNUAL COMPARISON



CALLS FOR SERVICE - MONTHLY COMPARISON



CALLS FOR SERVICE - ANNUAL COMPARISON



ANGLETON POLICE DEPARTMENT

DISCLAIMER AND TRANSPARENCY IN REPORTING

*Documented Traffic Violations account only the number of violations in which a written warning or traffic citation was issued. Reasons for less traffic violations listed than traffic encounters includes, but is not limited too the following: An arrest was made for a higher charge and no warning/citation issued, verbal warning issued, a class C misdemeanor other than a traffic violation citation was issued (such as possession of drug paraphernalia), and/or a citation was issued only for the most serious violation with no warning for other violations issued.

**Other Class C Violations account for all class C Misdemeanor warnings/citations issued which may or may not have risen from a traffic violation, and may have been issued in lieu of a traffic violation.

(†)Busiest Day and Busiest Time is calculated based on mostly reactive calls for service (but includes traffic encounters), and excludes other types of calls for service including, but not limited too the following: ACO Carcass, BOLO, Business Check, Close Patrol, Delayed, Follow Up, Jail Check (TCO), Jail Duty (Officer), Only Ang Fire Department, Private Tow, Repossession, Ride Along, Sick Call, Street Department, Weather, and Water Department.

All information obtained on the date the report was prepared, and contains the information available from the police departments RMS and CAD systems up to that date. All numbers based on information obtained from RMS and CAD. All numbers have a margin of error of approximatley +/- 2%; however, accuracy is the number one priority in preparing this report. DPS state standards allows for a margin of error of 4% for NIBRS. The information in this report is not meant to replace official UCR/NIBRS reporting.

(‡)Crime rate calculated based upon a population rate of 19,660 which was the population for the City of Angleton used by the FBI 2019 UCR crime statistics (which consist mostly of crimes against persons and property) listed in Table 8. 2019 crime statistics from other cities also taken from FBI Table 8 which is averaged by month (<https://ucr.fbi.gov/crime-in-the-u.s/2019/crime-in-the-u.s.-2019/tables/table-8/table-8-state-cuts/texas.xls>).

ANGLETON POLICE DEPARTMENT

Busiest Call Times - Monthly

