

# ANGLETON POLICE DEPARTMENT



## PRODUCTIVITY REPORT

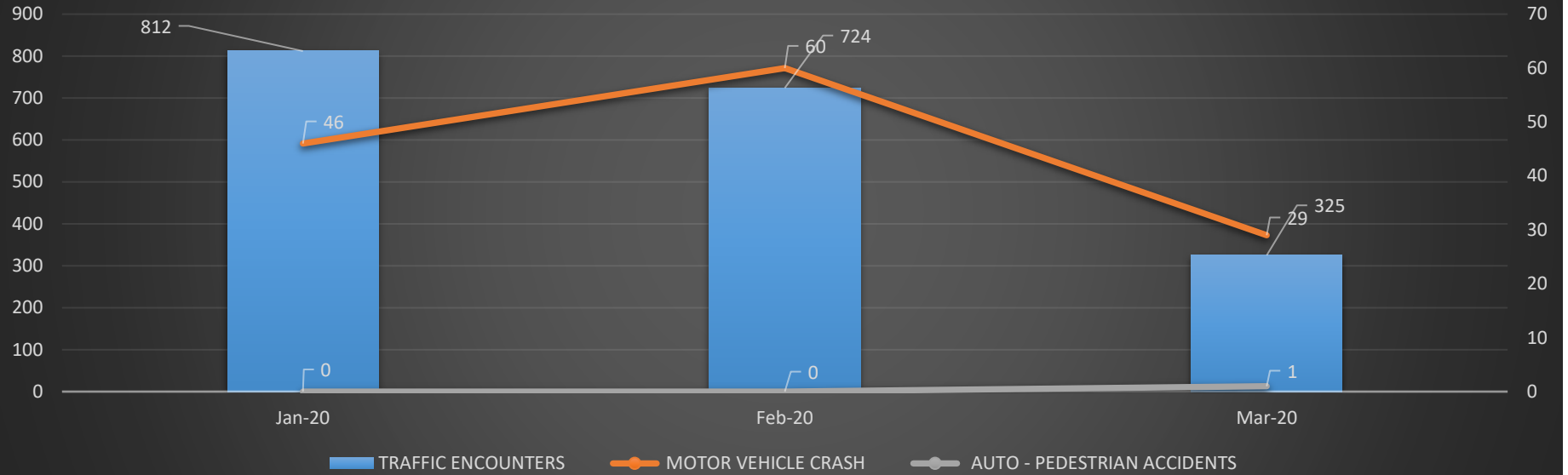
### MONTHLY COMPARISON

### ANNUAL MONTHLY COMPARISON

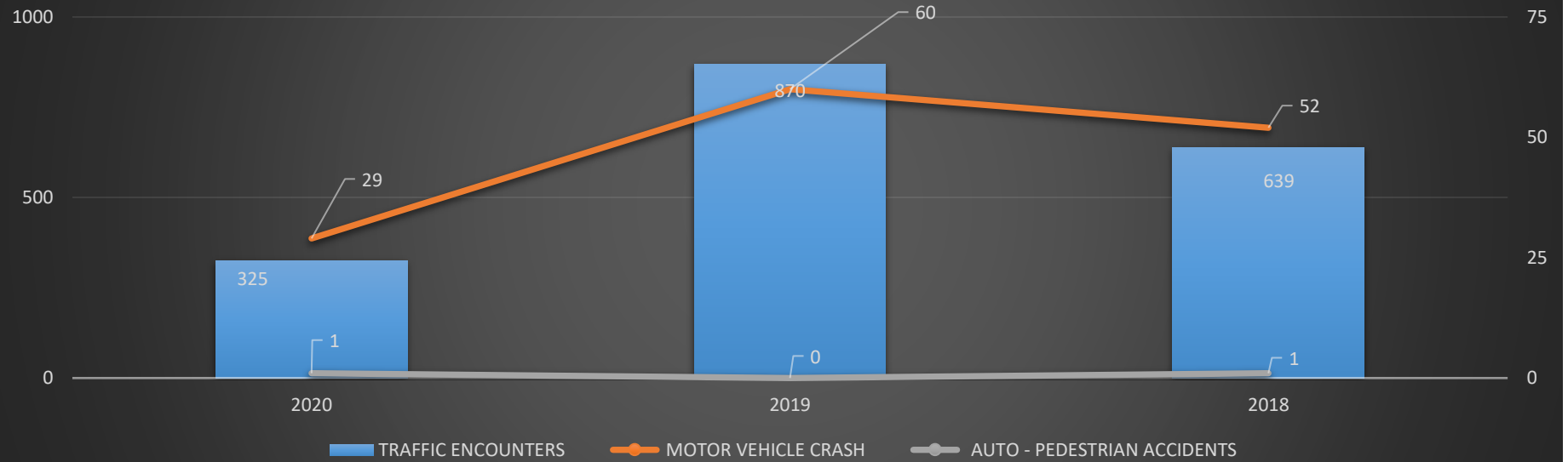
	Jan-20	Feb-20	Mar-20	YTD TOTAL	2020	2019	2018
<b>TOTAL ARRESTS</b>	120	130	35	285	35	137	123
<b>TOTAL Charges</b>	179	210	53	442	53	284	177
<b>Misdemeanor - Class C</b>	123	159	31	313	31	202	112
<b>Misdemeanor - Class A &amp; B</b>	41	38	16	95	16	58	50
<b>FELONY</b>	15	13	6	34	6	24	15
<b>TOTAL CALLS FOR SERVICES</b>	6,065	5,896	6,603	18564	6,603	6,451	5,834
<b>POLICE</b>	5,610	5,423	6,090	17123	6,090	5,777	5,128
<b>FIRE</b>	38	50	54	142	54	68	52
<b>EMS</b>	356	359	408	1123	408	423	410
<b>ANIMAL SERVICES</b>	61	64	51	176	51	183	244
<b>AVERAGE RESP TIME - PRIORITY</b>	4:36	4:20	4:39	4:31	4:39	5:19	5:43
<b>AVERAGE RESP TIME - NON PRIORITY</b>	1:56	3:02	1:23	2:04	1:23	4:19	3:21
<b>BUSIEST DAY(+)</b>	THURSDAY	SATURDAY	TUESDAY	FRIDAY	TUESDAY	FRIDAY	FRIDAY
<b>BUSIEST TIMES(+)</b>	1400-1500	1500-1600	1100-1200	1400-1500	1100-1200	1500-1600	1200-1300
<b>TRAFFIC SAFETY</b>							
<b>TRAFFIC ENCOUNTERS</b>	812	724	325	1859	325	870	639
<b>DOCUMENTED TRAFFIC VIOLATIONS*</b>	894	811	366	2074	366	942	712
<b>OTHER CLASS C VIOLATIONS**</b>	33	14	19	66	19	36	27
<b>MOTOR VEHICLE CRASH</b>	46	60	29	135	29	60	52
<b>AUTO - PEDESTRIAN ACCIDENTS</b>	0	0	1	1	1	0	1
<b>SPEEDING STUDIES</b>	0	0	0	0	0	0	0
<b>WARRANT SERVICES</b>							
<b>WARRANTS CLEARED</b>	202	281	105	588	105	267	186
<b>COLLECTION AMOUNT CLEARED</b>	\$74,642	\$102,393.79	\$137,381.64	\$314,417.79	\$137,382.00	113,792	\$73,328
<b>ESTIMATED MONEY RECEIVED</b>	\$21,235	\$21,187	\$15,606.02	\$58,028.02	\$15,606.00	n/a	n/a
<b>TOTAL WARRANT ARRESTS</b>	34	52	10	96	10	31	16
<b>ADMIN CONSIDERATIONS</b>							
<b>TOTAL COMMUNITY EVENTS</b>	0	1	0	0	0	n/a	n/a
<b>TOTAL VOLUNTEER HOURS</b>	126	74.5	52.5	253	52.5	n/a	n/a
<b>TOTAL PTO HOURS</b>	952.05	726	730.52	2408.57	730.52	n/a	n/a

# ANGLETON POLICE DEPARTMENT

## TRAFFIC SAFETY - MONTHLY COMPARISON

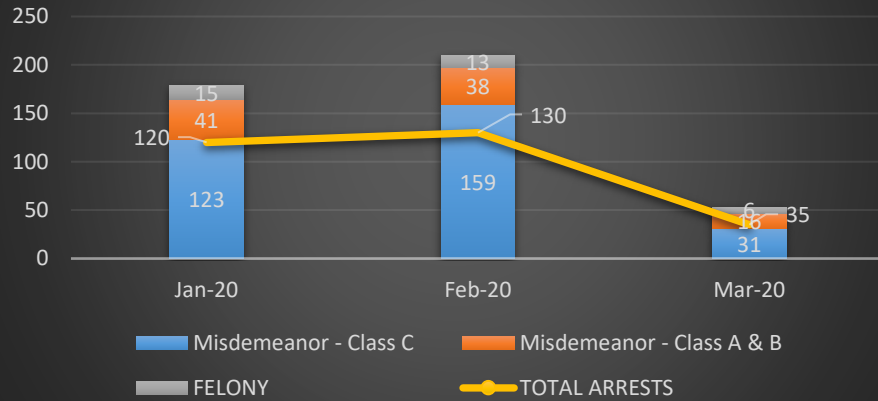


## TRAFFIC SAFETY - ANNUAL MONTHLY COMPARISON

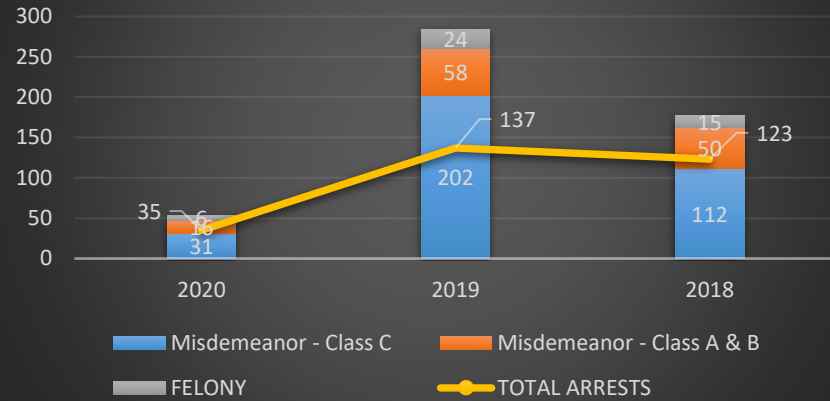


# ANGLETON POLICE DEPARTMENT

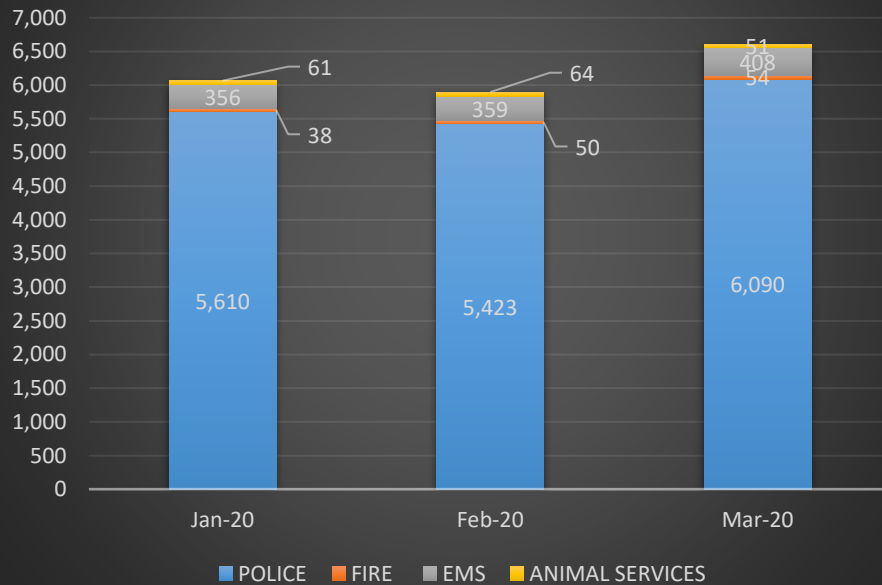
## ARRESTS AND CHARGES - MONTHLY COMPARISON



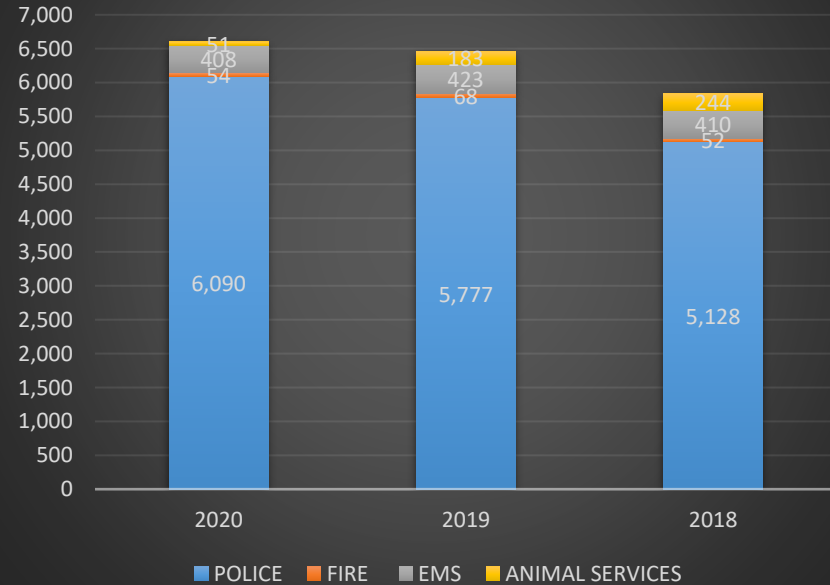
## ARRESTS AND CHARGES - ANNUAL COMPARISON



## CALLS FOR SERVICE - MONTHLY COMPARISON



## CALLS FOR SERVICE - ANNUAL COMPARISON



# ANGLETON POLICE DEPARTMENT

## DISCLAIMER AND TRANSPARENCY IN REPORTING

\*Documented Traffic Violations account only the number of violations in which a written warning or traffic citation was issued. Reasons for less traffic violations listed than traffic encounters includes, but is not limited too the following: An arrest was made for a higher charge and no warning/citation issued, verbal warning issued, a class C misdemeanor other than a traffic violation citation was issued (such as possession of drug paraphernalia), and/or a citation was issued only for the most serious violation with no warning for other violations issued.

\*\*Other Class C Violations account for all class C Misdemeanor warnings/citations issued which may or may not have risen from a traffic violation, and may have been issued in lieu of a traffic violation.

(+)Busiest Day and Busiest Time is calculated based on mostly reactive calls for service (but includes traffic encounters), and excludes other types of calls for service including, but not limited too the following: ACO Carcass, BOLO, Business Check, Close Patrol, Delayed, Follow Up, Jail Check (TCO), Jail Duty (Officer), Only Ang Fire Department, Private Tow, Repossession, Ride Along, Sick Call, Street Department, Weather, and Water Department.

All information obtained on the date the report was prepared, and contains the information available from the police departments RMS and CAD systems up to that date. All numbers based on information obtained from RMS and CAD. All numbers have a margin of error of approximatley +/- 2%; however, accuracy is the number one priority in preparing this report. DPS state standards allows for a margin of error of 4% for NIBRS. The information in this report is not meant to replace official UCR/NIBRS reporting.

# ANGLETON POLICE DEPARTMENT

## Busiest Call Times - Monthly

