
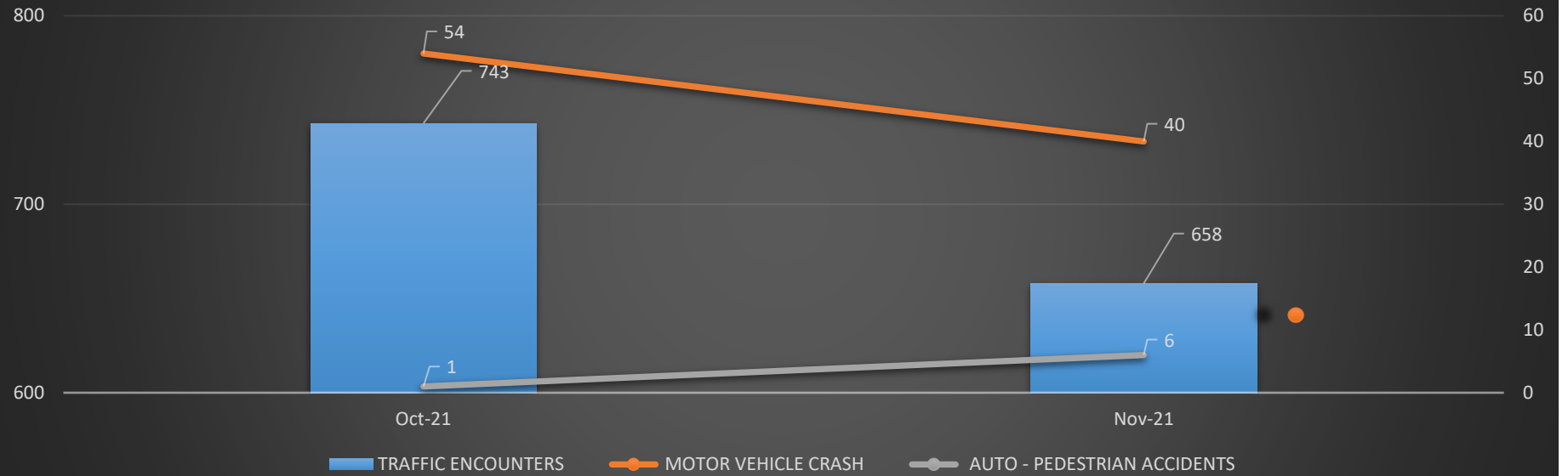


ANGLETON POLICE DEPARTMENT

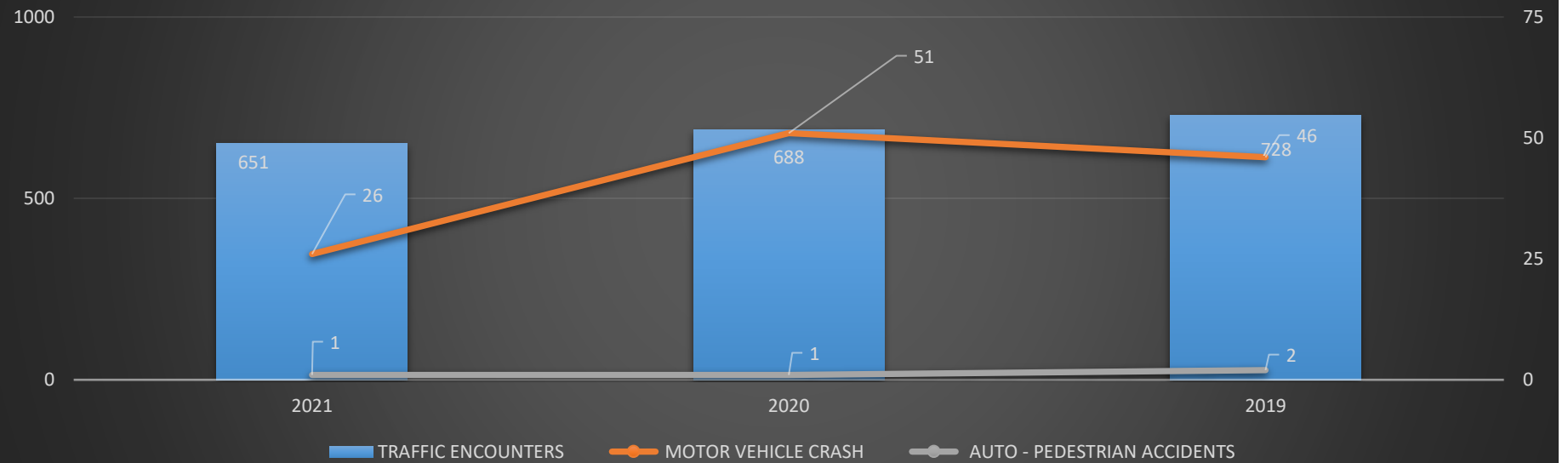
 PRODUCTIVITY REPORT	MONTHLY COMPARISON				ANNUAL MONTHLY COMPARISON		
	Oct-21	Nov-21	Dec-21	YTD TOTAL	2021	2020	2019
TOTAL ARRESTS	79	104	106	987	106	78	104
TOTAL Charges	134	185	182	1834	182	148	180
Misdemeanor - Class C	99	155	124	1287	124	106	133
Misdemeanor - Class A & B	22	23	37	369	37	26	41
FELONY	14	6	18	167	18	16	6
TOTAL CALLS FOR SERVICES	6,491	6,181	6,202	58735	6,202	7,310	6,264
POLICE	5,841	5,623	5,668	58794	5,668	6,743	5,714
FIRE	89	67	52	634	52	68	60
EMS	531	466	473	4254	473	449	429
ANIMAL SERVICES	30	25	9	454	9	50	61
AVERAGE RESP TIME - PRIORITY	4:32	4:48	4:37	5:01	4:37	5:15	5:05
AVERAGE RESP TIME - NON PRIORITY	2:10	2:32	2:34	5:56	2:34	4:17	4:17
BUSIEST DAY(†)	FRIDAY	TUESDAY	THURSDAY	MONDAY	THURSDAY	THURSDAY	TUESDAY
BUSIEST TIMES(†)	1700-1759	1800	1400	0500	1400	1400-1600	1500-1600
TRAFFIC SAFETY							
TRAFFIC ENCOUNTERS	743	658	696	7120	651	688	728
DOCUMENTED TRAFFIC VIOLATIONS*	705	636	668	6650	623	689	777
OTHER CLASS C VIOLATIONS**	25	17	28	311	28	17	25
MOTOR VEHICLE CRASH	54	40	26	476	26	51	46
AUTO - PEDESTRIAN ACCIDENTS	1	6	1	19	1	1	2
SPEEDING STUDIES	0	0	0	8	0	2	0
WARRANT SERVICES							
WARRANTS CLEARED	133	166	176	1910	176	117	161
COLLECTION AMOUNT CLEARED	56935.73	58267.98	61182.90	\$ 696,320.56	61182.90	40,390	59,685
ESTIMATED MONEY RECEIVED	\$ 6,250.46	\$ 7,655.30	\$ 22,347.93	\$ 178,861.46	#####	6,065	9,923
TOTAL WARRANT ARRESTS	22	30	18	177	18	16	28
ADMIN CONSIDERATIONS							
TOTAL COMMUNITY EVENTS	1	1	1	3	1	1	1
TOTAL VOLUNTEER HOURS	0	54		144		0	25
TOTAL PTO HOURS	667.5		375.25	5791.75	375.25	0	919

ANGLETON POLICE DEPARTMENT

TRAFFIC SAFETY - MONTHLY COMPARISON

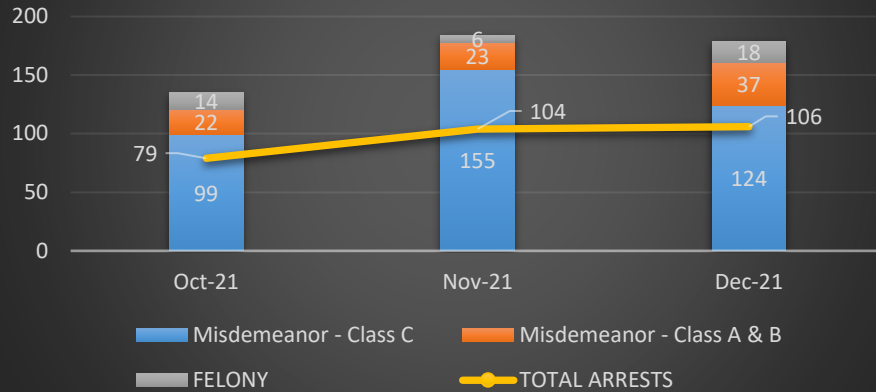


TRAFFIC SAFETY - ANNUAL MONTHLY COMPARISON

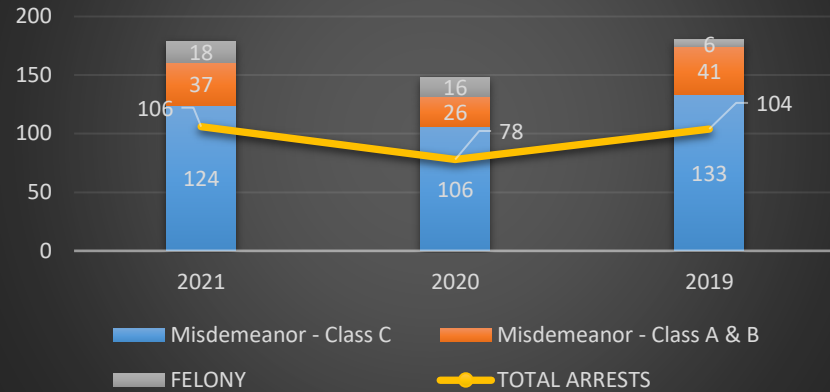


ANGLETON POLICE DEPARTMENT

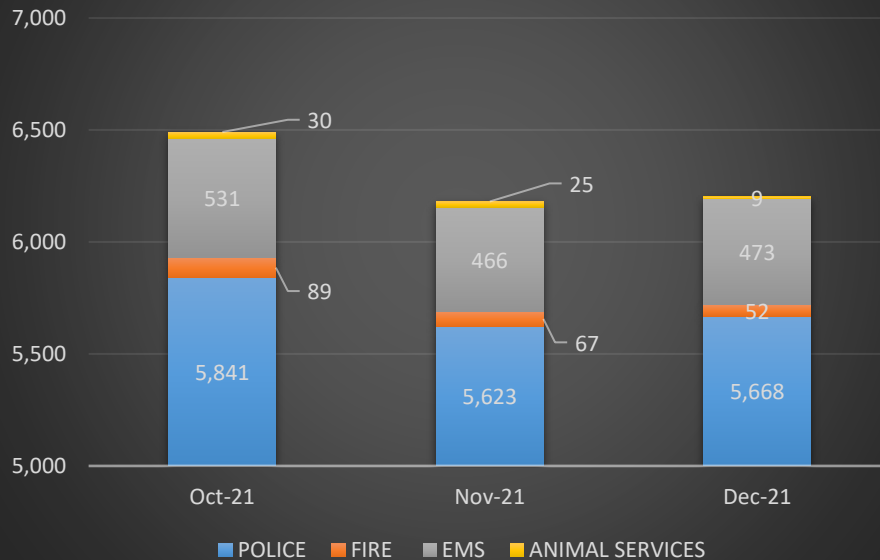
ARRESTS AND CHARGES - MONTHLY COMPARISON



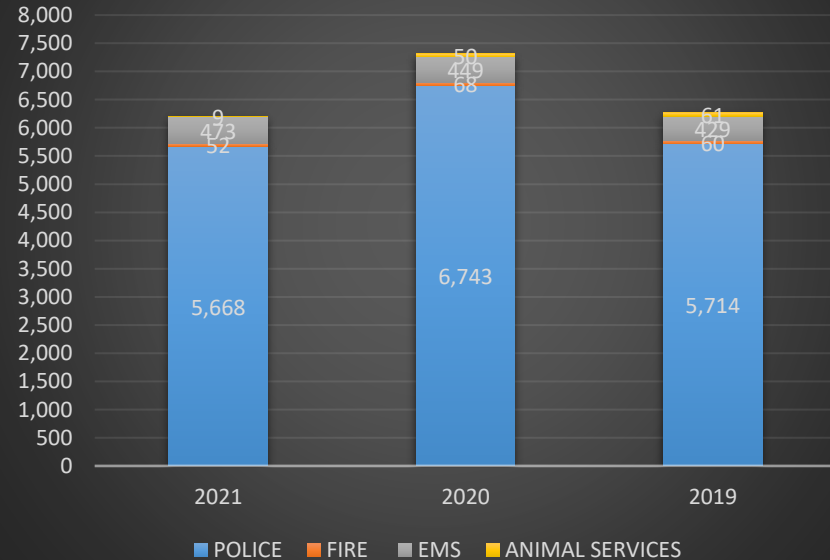
ARRESTS AND CHARGES - ANNUAL COMPARISON



CALLS FOR SERVICE - MONTHLY COMPARISON



CALLS FOR SERVICE - ANNUAL COMPARISON



ANGLETON POLICE DEPARTMENT

DISCLAIMER AND TRANSPARENCY IN REPORTING

*Documented Traffic Violations account only the number of violations in which a written warning or traffic citation was issued. Reasons for less traffic violations listed than traffic encounters includes, but is not limited too the following: An arrest was made for a higher charge and no warning/citation issued, verbal warning issued, a class C misdemenor other than a traffic violation citation was issued (such as possession of drug paraphernalia), and/or a citation was issued only for the most serious violation with no warning for other violations issued.

**Other Class C Violations account for all class C Misdemanor warnings/citations issued which may or may not have risen from a traffic violation, and may have been issued in lieu of a traffic violation.

(†)Busiest Day and Busiest Time is calculated based on mostly reactive calls for service (but includes traffic encounters), and excludes other types of calls for service including, but not limited too the following: ACO Carcass, BOLO, Business Check, Close Patrol, Delayed, Follow Up, Jail Check (TCO), Jail Duty (Officer), Only Ang Fire Department, Private Tow, Repossession, Ride Along, Sick Call, Street Department, Weather, and Water Department.

All information obtained on the date the report was prepared, and contains the information available from the police departments RMS and CAD systems up to that date. All numbers based on information obtained from RMS and CAD. All numbers have a margin of error of approximatley +/- 2%; however, accuracy is the number one priority in preparing this report. DPS state standards allows for a margin of error of 4% for NIBRS. The information in this report is not meant to replace official UCR/NIBRS reporting.

(‡)Crime rate calculated based upon a population rate of 19,660 which was the population for the City of Angleton used by the FBI 2019 UCR crime statistics (which consist mostly of crimes against persons and property) listed in Table 8. 2019 crime statistics from other cities also taken from FBI Table 8 which is averaged by month (<https://ucr.fbi.gov/crime-in-the-u.s/2019/crime-in-the-u.s.-2019/tables/table-8/table-8-state-cuts/texas.xls>).

ANGLETON POLICE DEPARTMENT

