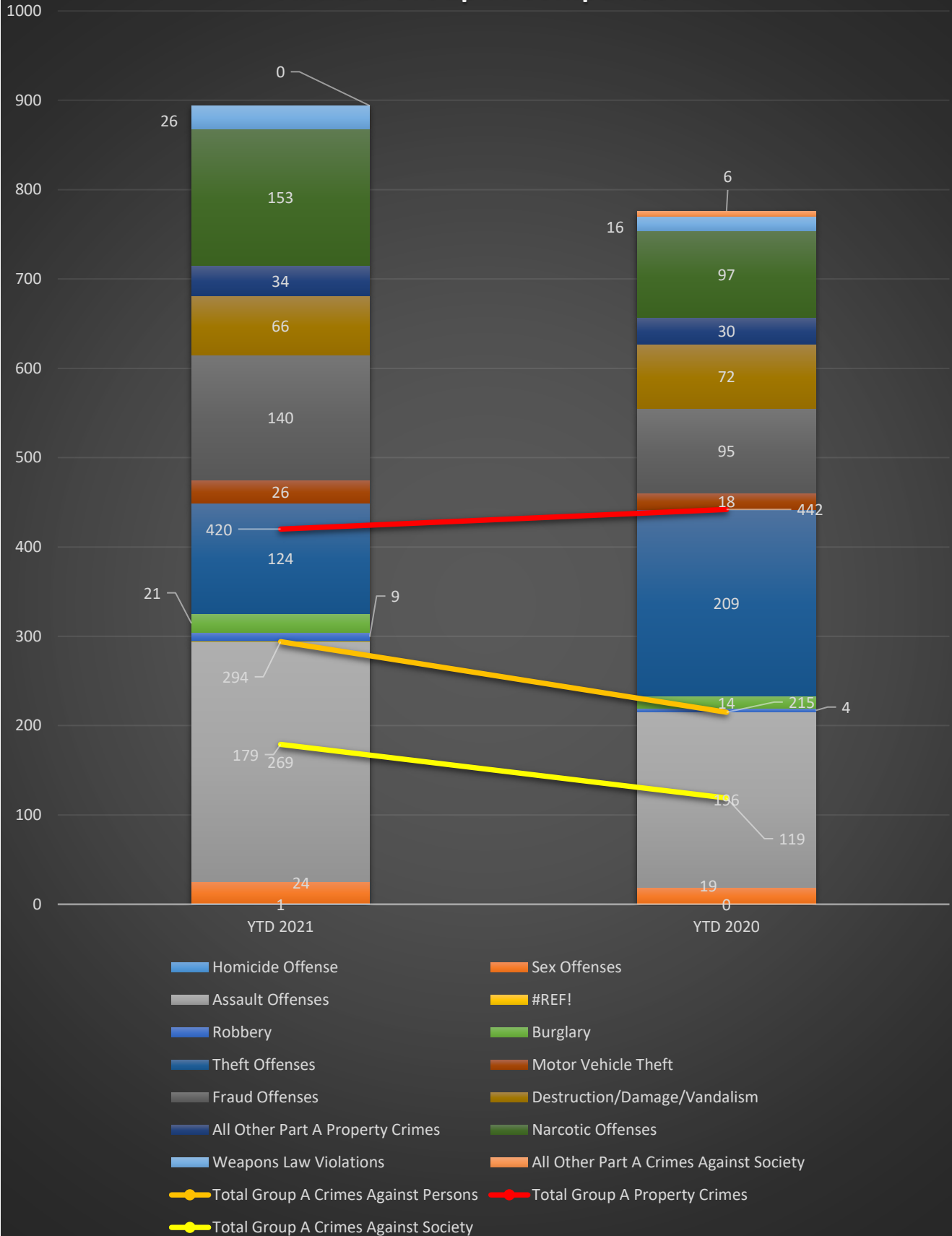


ANGLETON POLICE DEPARTMENT

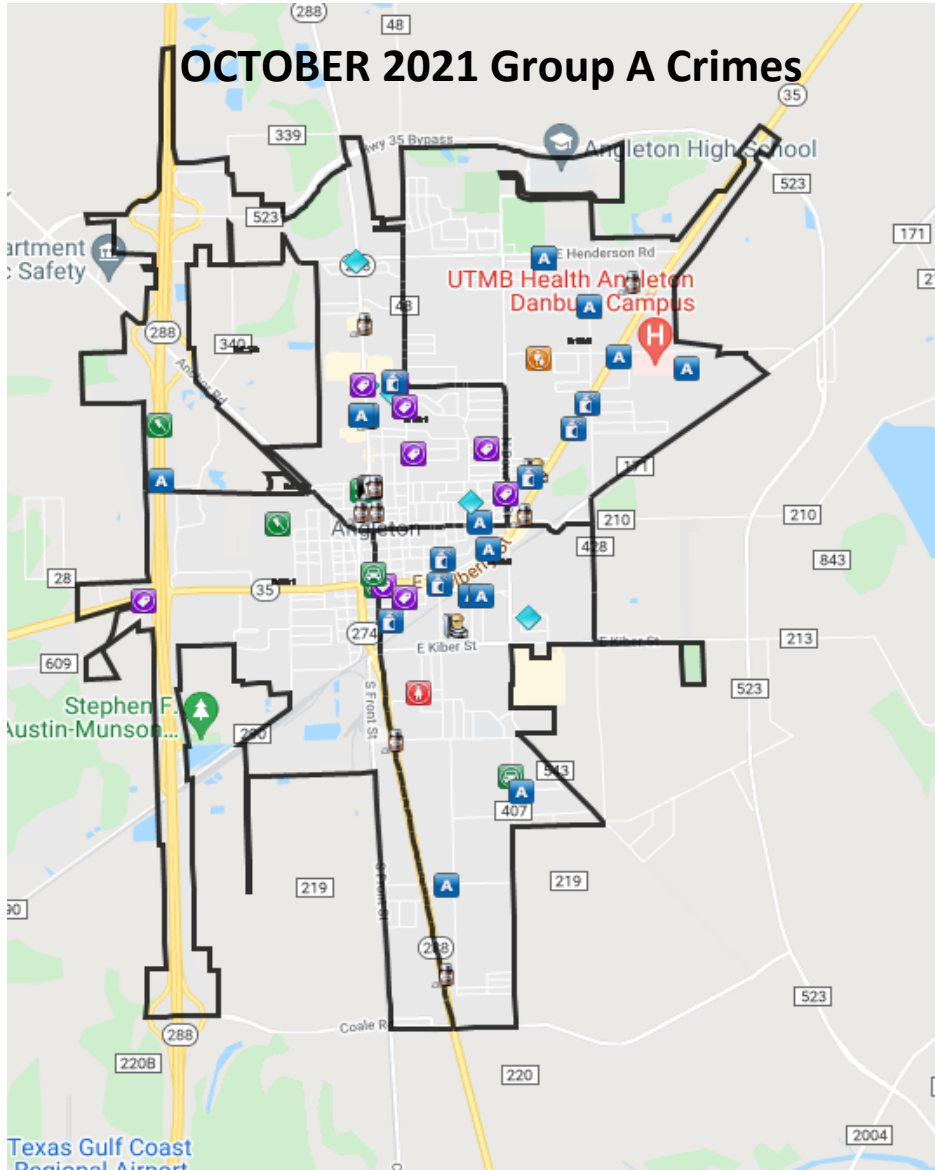
<u>Group A Offenses</u> NIBRS Reported Date of Offense	Oct-21	Oct-20	YTD 2021	YTD 2020
Homicide Offense	1	0	1	0
Sex Offenses	1	2	24	19
Assault Offenses	21	26	269	196
Total Group A Crimes Against Persons	23	28	294	215
Robbery	1	0	9	4
Burglary	3	5	21	14
Theft Offenses	1	30	124	209
Motor Vehicle Theft	3	1	26	18
Fraud Offenses	6	13	140	95
Destruction/Damage/Vandalism	10	9	66	72
All Other Part A Property Crimes	9	4	34	30
Total Group A Property Crimes	33	62	420	442
Narcotic Offenses	9	16	153	97
Weapons Law Violations	2	3	26	16
All Other Part A Crimes Against Society	0	0	0	6
Total Group A Crimes Against Society	11	19	179	119
Total Group A Offenses	67	109	893	776
<u>Group B Offenses</u> Count of Incidents Reported Date of Offense	Oct-21	Oct-20	YTD 2021	YTD 2020
DWI	14	12	105	76
Drunkenness	3	3	55	32
All other Part B Crimes	11	10	124	84
Total Group B Offenses	28	25	284	192
Total All Group Offenses	95	134	1,177	968

ANGLETON POLICE DEPARTMENT

Annual Group A Comparison




ANGLETON POLICE DEPARTMENT



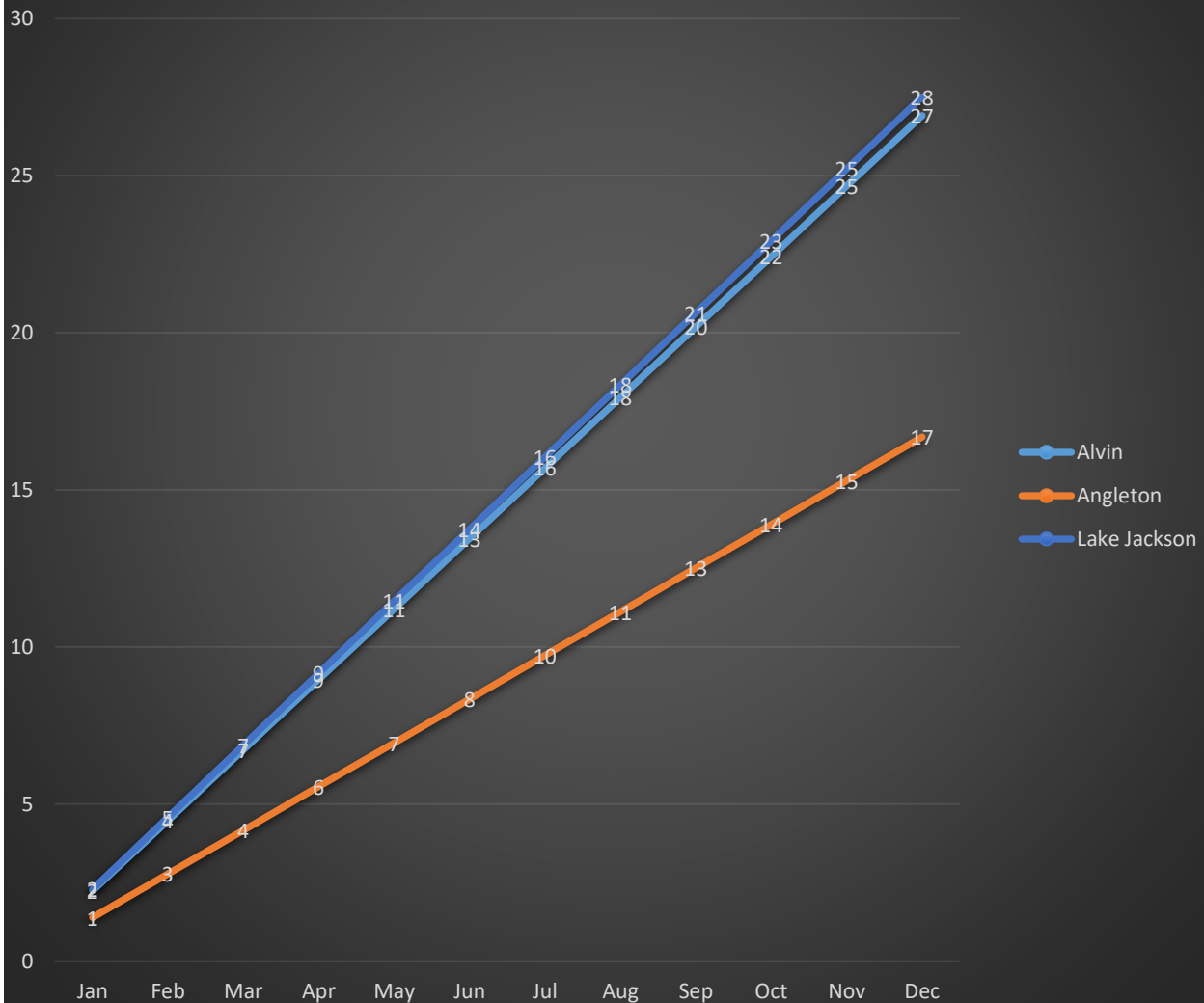
Animal Cruelty	0	Drugs-Narcotics	9	Human Trafficking	0	Rape	1	
Arson	0	Embezzlement	0	Kidnapping	0	Robbery	1	
Assault Offenses	21	Extortion-Blackmail	0	Larceny	9	Sex Offenses-Nonforcible	0	
Bribery	0	Fraud Offenses	6	Motor Vehicle Theft	3	Stolen Property Offenses	0	
Burglary	3	Gambling Offenses	0	Pornography-Obscene	0	Vandalism	10	Total
Counterfeiting-Forgery	1	Homicide	1	Prostitution	0	Weapon Law Violations	2	67

ANGLETON POLICE DEPARTMENT

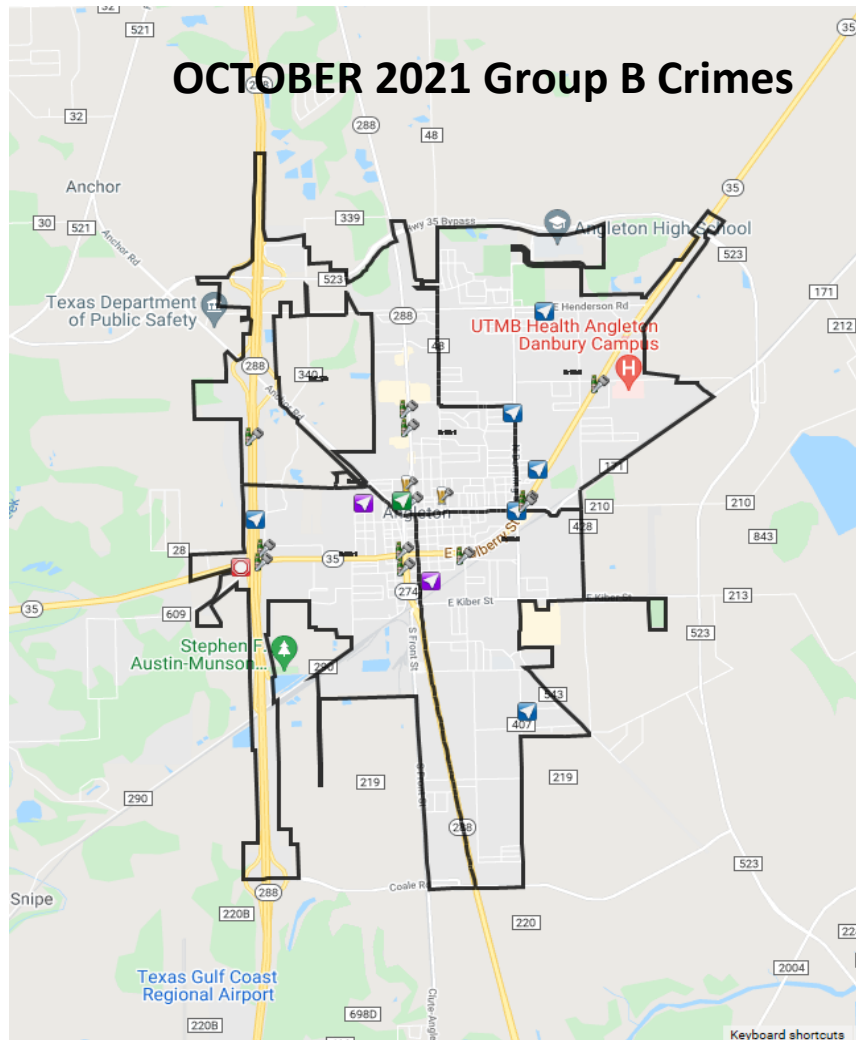
Crime Categories



2019 Crime Rate Comparison Per 1,000 Residents Based on Estimated Population (±)



ANGLETON POLICE DEPARTMENT



Bad Checks	0	Driving Under the Influence	14	Group B Other	7	Runaway	2
Curfew Violations	0	Drunkenness	3	Liquor Law Violations	1	Trespass	1
Disturbance-Disorderly Conduct	0	Family Offenses	0	Peeping Tom	0	TOTALS	28