
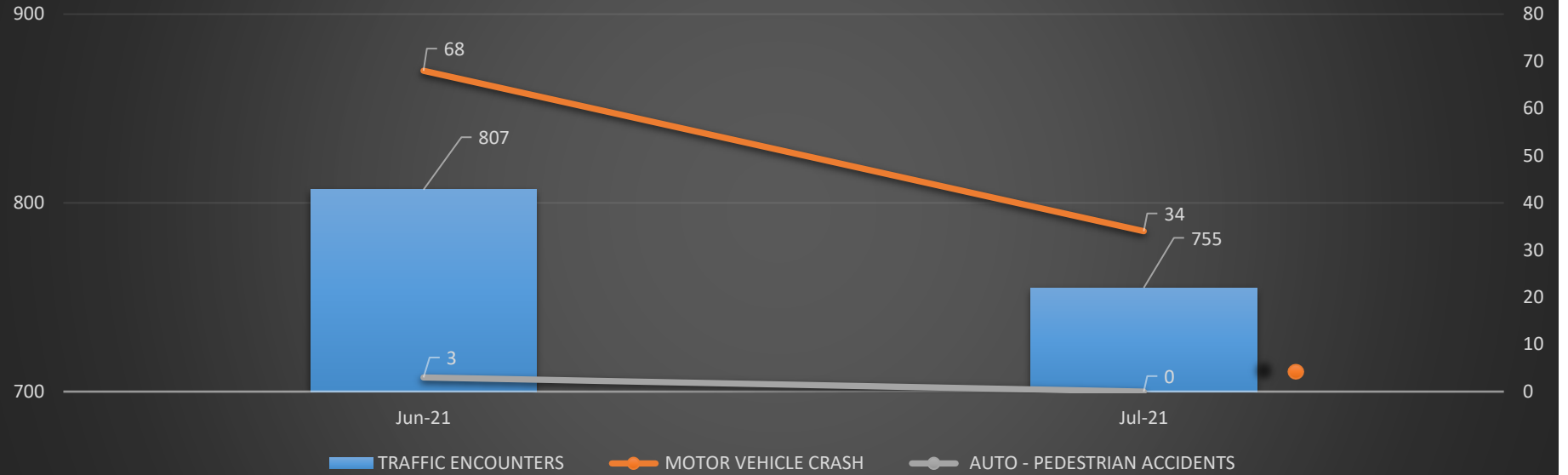


ANGLETON POLICE DEPARTMENT

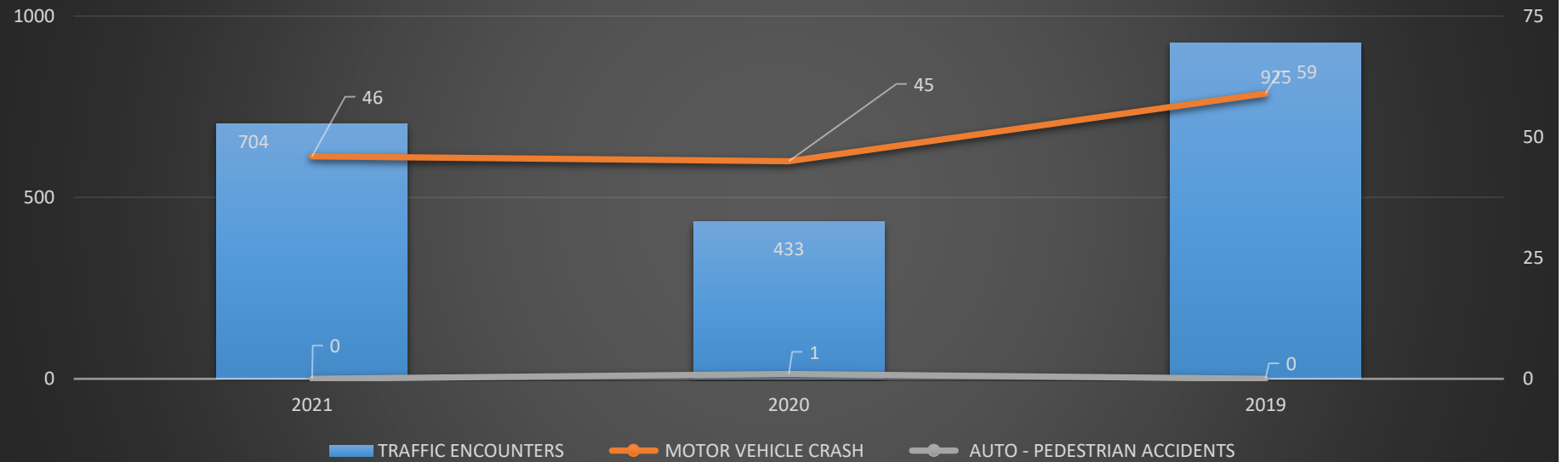
 PRODUCTIVITY REPORT	MONTHLY COMPARISON				ANNUAL MONTHLY COMPARISON		
	Jun-21	Jul-21	Aug-21	YTD TOTAL	2021	2020	2019
TOTAL ARRESTS	84	109	120	688	120	78	127
TOTAL Charges	146	215	216	1275	216	138	206
Misdemeanor - Class C	95	165	131	852	131	84	142
Misdemeanor - Class A & B	29	31	56	290	56	37	44
FELONY	22	19	15	125	15	17	77
TOTAL CALLS FOR SERVICES	5,740	6,319	6,284	45762	6,284	6,771	5,051
POLICE	5,153	5,737	5,657	41604	5,657	6,195	4,396
FIRE	68	62	60	493	60	74	79
EMS	471	487	526	3250	526	438	468
ANIMAL SERVICES	48	33	41	415	41	64	108
AVERAGE RESP TIME - PRIORITY	4:29	5:34	4:46	4:54	4:46	4:50	4:49
AVERAGE RESP TIME - NON PRIORITY	3:06	3:01	6:29	3:31	6:29	0.354861111	2:55
BUSIEST DAY(†)	WEDNESDAY	THURSDAY	MONDAY	MONDAY	MONDAY	MONDAY	FRIDAY
BUSIEST TIMES(†)	1100-1400	1300	900	500	900	1400-1500	1400-1600
TRAFFIC SAFETY							
TRAFFIC ENCOUNTERS	807	755	704	5213	704	433	925
DOCUMENTED TRAFFIC VIOLATIONS*	541	509	657	4831	657	409	998
OTHER CLASS C VIOLATIONS**	45	26	34	244	34	31	19
MOTOR VEHICLE CRASH	68	34	46	362	46	45	59
AUTO - PEDESTRIAN ACCIDENTS	3	0	0	11	0	1	0
SPEEDING STUDIES	0	2	1	8	1	5	0
WARRANT SERVICES							
WARRANTS CLEARED	151	215	237	1369	237	151	230
COLLECTION AMOUNT CLEARED	58685.12	76859.57	84050.65	\$ 507,515.06	84050.65	52,293.00	88,887
ESTIMATED MONEY RECEIVED	\$ 9,001.12	\$ 15,463.02	\$ 10,715.13	\$ 148,858.23	#####	3,435.00	8,853
TOTAL WARRANT ARRESTS	6	20	23	129	23	31	30
ADMIN CONSIDERATIONS							
TOTAL COMMUNITY EVENTS	0	1	0	2	0	0	1
TOTAL VOLUNTEER HOURS	60	24	16	144	16	0	50.5
TOTAL PTO HOURS	678	837.68	905.5	4693	905.5	507.5	980

ANGLETON POLICE DEPARTMENT

TRAFFIC SAFETY - MONTHLY COMPARISON

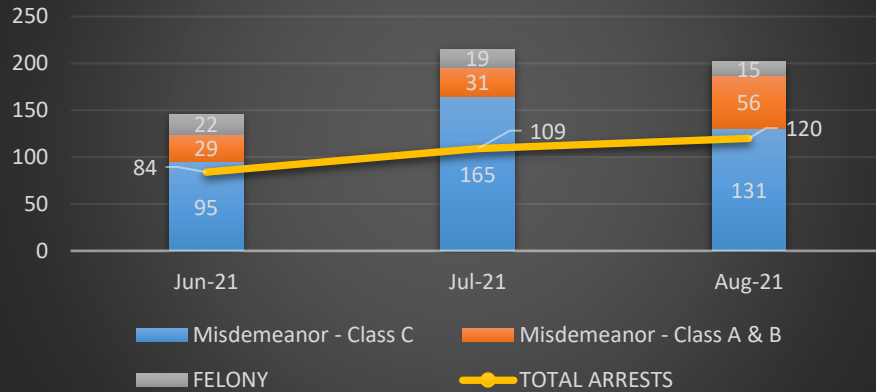


TRAFFIC SAFETY - ANNUAL MONTHLY COMPARISON

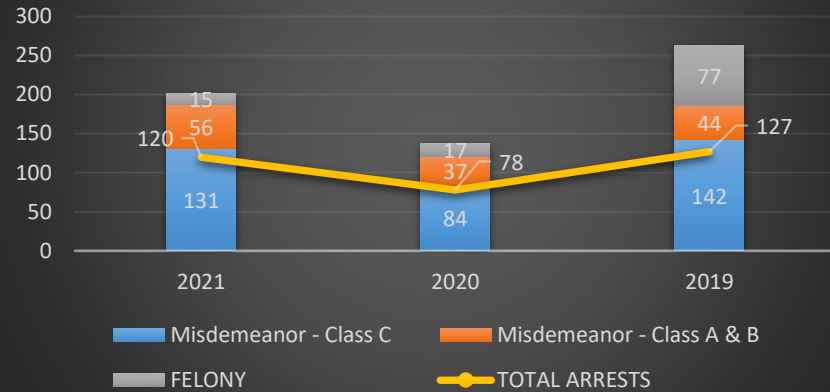


ANGLETON POLICE DEPARTMENT

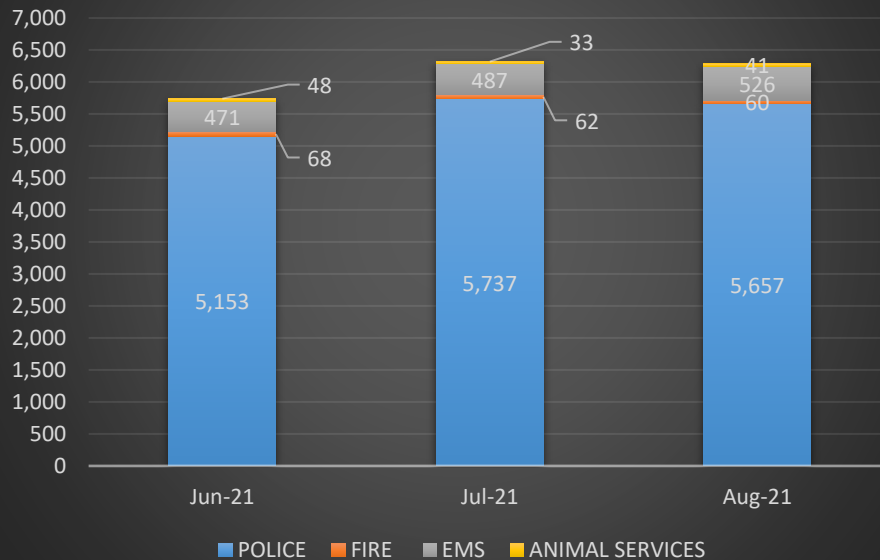
ARRESTS AND CHARGES - MONTHLY COMPARISON



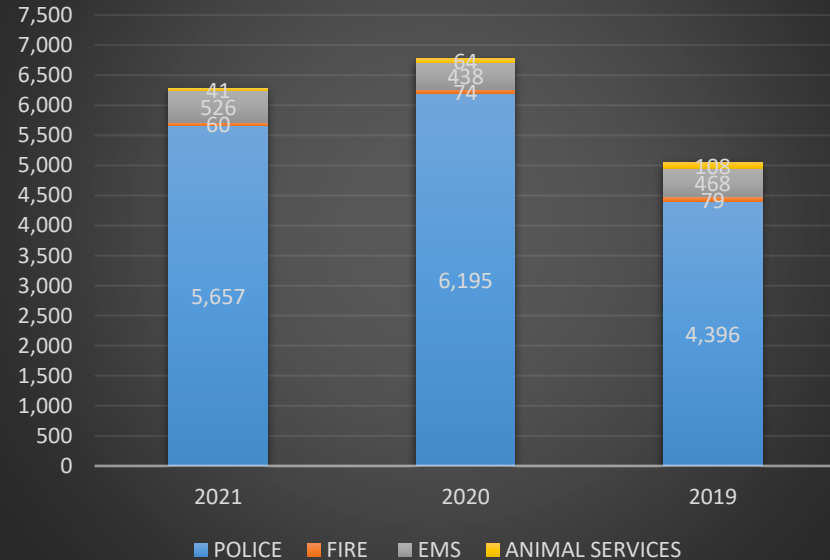
ARRESTS AND CHARGES - ANNUAL COMPARISON



CALLS FOR SERVICE - MONTHLY COMPARISON



CALLS FOR SERVICE - ANNUAL COMPARISON



ANGLETON POLICE DEPARTMENT

DISCLAIMER AND TRANSPARENCY IN REPORTING

*Documented Traffic Violations account only the number of violations in which a written warning or traffic citation was issued. Reasons for less traffic violations listed than traffic encounters includes, but is not limited too the following: An arrest was made for a higher charge and no warning/citation issued, verbal warning issued, a class C misdemeanor other than a traffic violation citation was issued (such as possession of drug paraphernalia), and/or a citation was issued only for the most serious violation with no warning for other violations issued.

**Other Class C Violations account for all class C Misdemeanor warnings/citations issued which may or may not have risen from a traffic violation, and may have been issued in lieu of a traffic violation.

(†)Busiest Day and Busiest Time is calculated based on mostly reactive calls for service (but includes traffic encounters), and excludes other types of calls for service including, but not limited too the following: ACO Carcass, BOLO, Business Check, Close Patrol, Delayed, Follow Up, Jail Check (TCO), Jail Duty (Officer), Only Ang Fire Department, Private Tow, Repossession, Ride Along, Sick Call, Street Department, Weather, and Water Department.

All information obtained on the date the report was prepared, and contains the information available from the police departments RMS and CAD systems up to that date. All numbers based on information obtained from RMS and CAD. All numbers have a margin of error of approximatley +/- 2%; however, accuracy is the number one priority in preparing this report. DPS state standards allows for a margin of error of 4% for NIBRS. The information in this report is not meant to replace official UCR/NIBRS reporting.

(‡)Crime rate calculated based upon a population rate of 19,660 which was the population for the City of Angleton used by the FBI 2019 UCR crime statistics (which consist mostly of crimes against persons and property) listed in Table 8. 2019 crime statistics from other cities also taken from FBI Table 8 which is averaged by month (<https://ucr.fbi.gov/crime-in-the-u.s/2019/crime-in-the-u.s.-2019/tables/table-8/table-8-state-cuts/texas.xls>).

ANGLETON POLICE DEPARTMENT

