
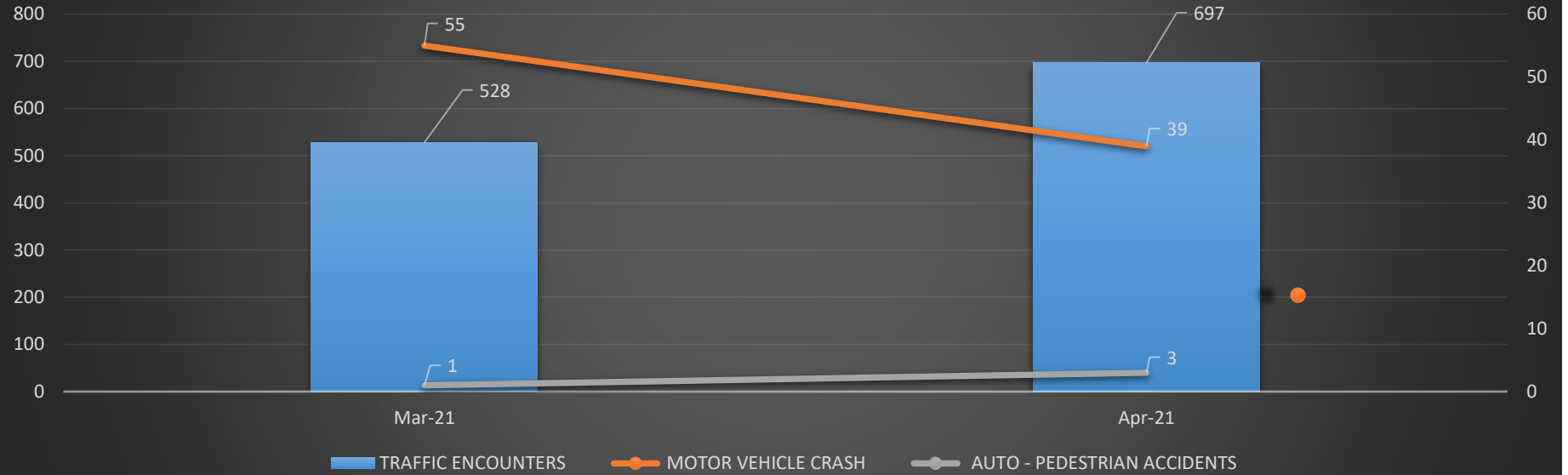


ANGLETON POLICE DEPARTMENT

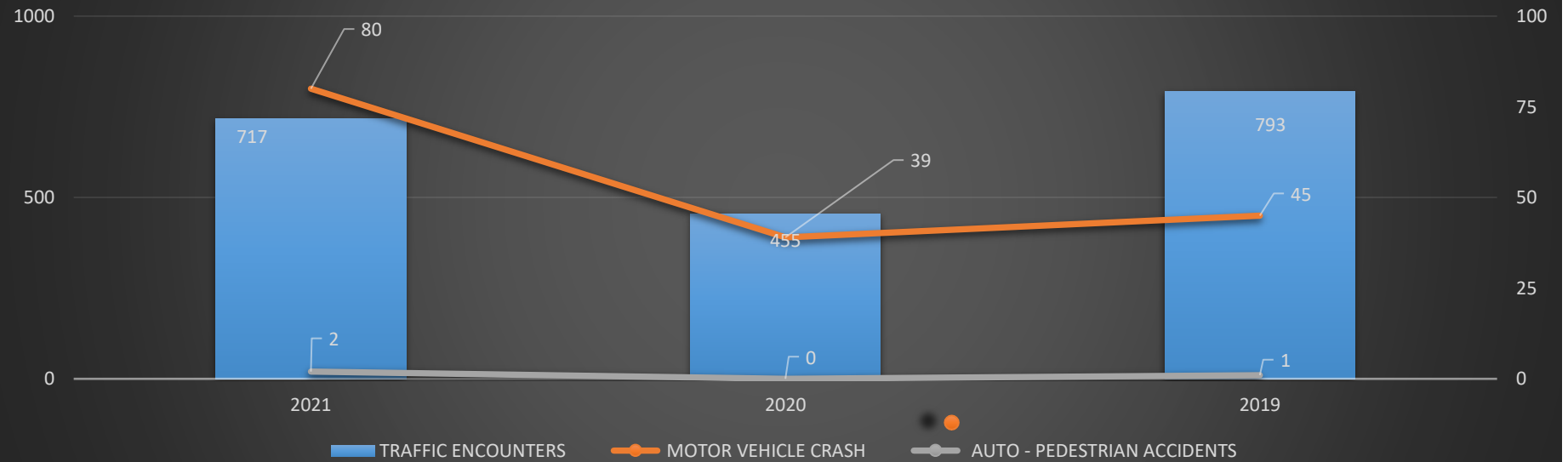
 PRODUCTIVITY REPORT	MONTHLY COMPARISON				ANNUAL MONTHLY COMPARISON		
	Mar-21	Apr-21	May-21	YTD TOTAL	2021	2020	2019
TOTAL ARRESTS	119	106	98	484	98	21	130
TOTAL Charges	231	235	179	913	179	24	237
Misdemeanor - Class C	169	190	115	626	116	0	173
Misdemeanor - Class A & B	62	26	31	205	31	16	54
FELONY	13	19	26	88	26	8	10
TOTAL CALLS FOR SERVICES	7,085	6,527	6,325	33120	6,325	6,411	6,410
POLICE	6,484	5,892	5,798	30206	5,798	5,804	5,741
FIRE	76	79	68	365	68	86	65
EMS	411	493	411	2223	411	434	431
ANIMAL SERVICES	114	63	48	326	48	87	173
AVERAGE RESP TIME - PRIORITY	5:00	5:07	4:52	4:53	4:52	5:00	5:01
AVERAGE RESP TIME - NON PRIORITY	1:42	5:54	3:59	3:09	3:59	1:46	2:46
BUSIEST DAY(†)	TUESDAY	THURSDAY	TUESDAY	TUESDAY	TUESDAY	FRIDAY	FRIDAY
BUSIEST TIMES(†)	2300-0259	2300-0259	0700-1059	2300-0259	0700-1059	1200-1300	1400-1600
TRAFFIC SAFETY							
TRAFFIC ENCOUNTERS	528	697	717	3702	717	455	793
DOCUMENTED TRAFFIC VIOLATIONS*	528	717	613	3633	613	503	837
OTHER CLASS C VIOLATIONS**	26	30	40	165	40	17	26
MOTOR VEHICLE CRASH	55	39	80	248	80	39	45
AUTO - PEDESTRIAN ACCIDENTS	1	3	2	8	2	0	1
SPEEDING STUDIES	1	0	0	7	0	0	0
WARRANT SERVICES							
WARRANTS CLEARED	105	251	183	981	183	32	210
COLLECTION AMOUNT CLEARED	\$ 45,715.44	98674.30	64610.88	\$ 364,779.29	64610.88	\$10,851	78,178
ESTIMATED MONEY RECEIVED	\$ 13,697.63	\$ 34,279.25	\$ 21,615.98	\$ 129,141.98	#####	\$5,972	-
TOTAL WARRANT ARRESTS	9	24	26	100	26	0	0
ADMIN CONSIDERATIONS							
TOTAL COMMUNITY EVENTS	0	0	0	1	0	0	-
TOTAL VOLUNTEER HOURS	0	0	0	0	0	0	118
TOTAL PTO HOURS	687.5	625.5	431	3109.5	431	526.84	122

ANGLETON POLICE DEPARTMENT

TRAFFIC SAFETY - MONTHLY COMPARISON

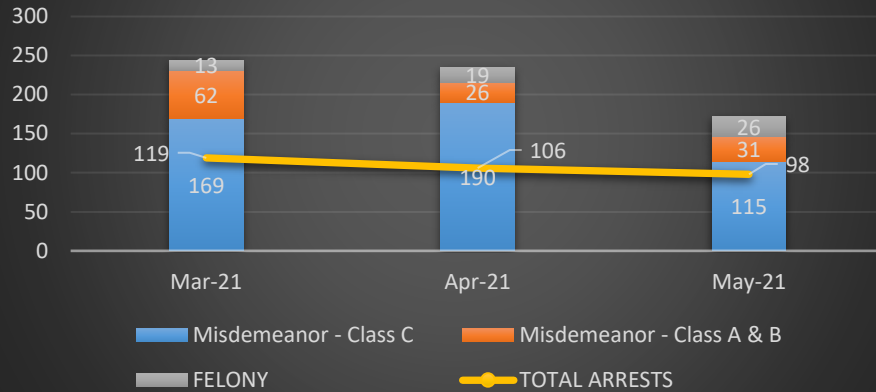


TRAFFIC SAFETY - ANNUAL MONTHLY COMPARISON

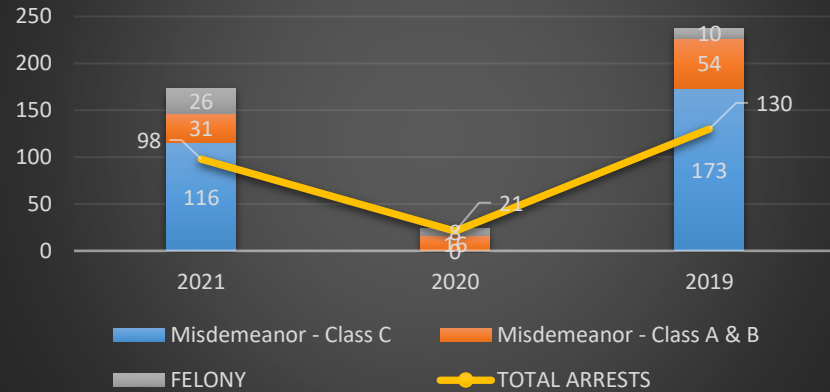


ANGLETON POLICE DEPARTMENT

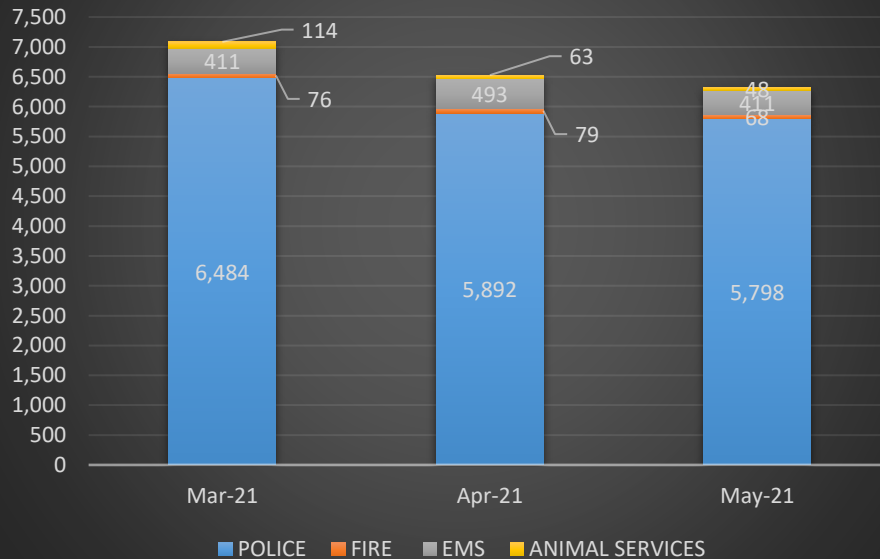
ARRESTS AND CHARGES - MONTHLY COMPARISON



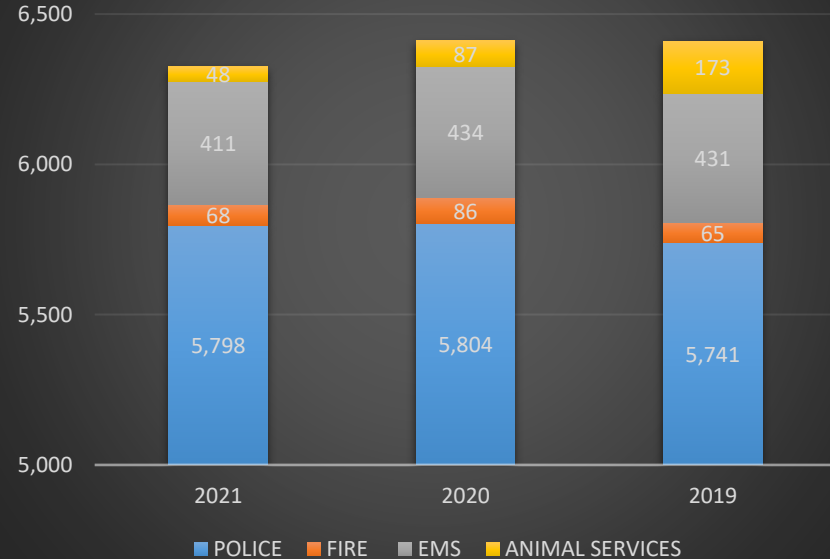
ARRESTS AND CHARGES - ANNUAL COMPARISON



CALLS FOR SERVICE - MONTHLY COMPARISON



CALLS FOR SERVICE - ANNUAL COMPARISON



ANGLETON POLICE DEPARTMENT

DISCLAIMER AND TRANSPARENCY IN REPORTING

*Documented Traffic Violations account only the number of violations in which a written warning or traffic citation was issued. Reasons for less traffic violations listed than traffic encounters includes, but is not limited too the following: An arrest was made for a higher charge and no warning/citation issued, verbal warning issued, a class C misdemeanor other than a traffic violation citation was issued (such as possession of drug paraphernalia), and/or a citation was issued only for the most serious violation with no warning for other violations issued.

**Other Class C Violations account for all class C Misdemeanor warnings/citations issued which may or may not have risen from a traffic violation, and may have been issued in lieu of a traffic violation.

(†)Busiest Day and Busiest Time is calculated based on mostly reactive calls for service (but includes traffic encounters), and excludes other types of calls for service including, but not limited too the following: ACO Carcass, BOLO, Business Check, Close Patrol, Delayed, Follow Up, Jail Check (TCO), Jail Duty (Officer), Only Ang Fire Department, Private Tow, Repossession, Ride Along, Sick Call, Street Department, Weather, and Water Department.

All information obtained on the date the report was prepared, and contains the information available from the police departments RMS and CAD systems up to that date. All numbers based on information obtained from RMS and CAD. All numbers have a margin of error of approximatley +/- 2%; however, accuracy is the number one priority in preparing this report. DPS state standards allows for a margin of error of 4% for NIBRS. The information in this report is not meant to replace official UCR/NIBRS reporting.

(‡)Crime rate calculated based upon a population rate of 19,660 which was the population for the City of Angleton used by the FBI 2019 UCR crime statistics (which consist mostly of crimes against persons and property) listed in Table 8. 2019 crime statistics from other cities also taken from FBI Table 8 which is averaged by month (<https://ucr.fbi.gov/crime-in-the-u.s/2019/crime-in-the-u.s.-2019/tables/table-8/table-8-state-cuts/texas.xls>).

ANGLETON POLICE DEPARTMENT

Busiest Call Times - Monthly

