

ANGLETON POLICE DEPARTMENT



PRODUCTIVITY REPORT

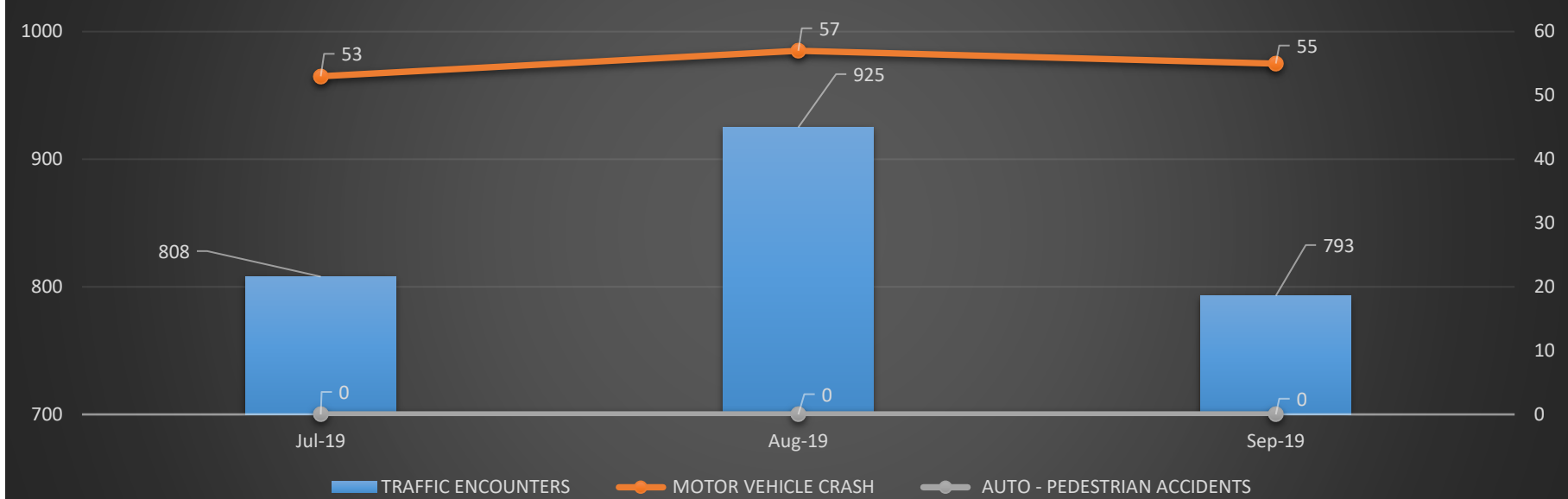
MONTHLY COMPARISON

ANNUAL MONTHLY COMPARISON

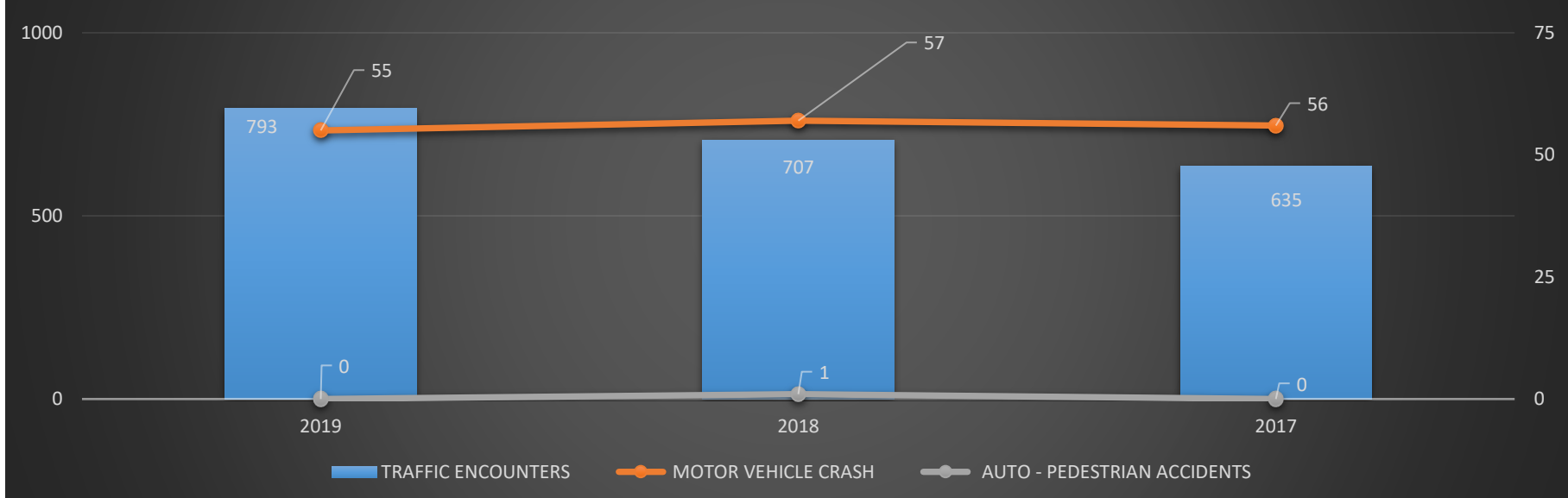
	Jul-19	Aug-19	Sep-19	YTD TOTAL	2019	2018	2017
TOTAL ARRESTS	144	125	152	1256	152	95	97
TOTAL Charges	283	261	287	2344	287	171	177
Misdemeanor - Class C	212	142	174	1607	174	119	102
Misdemeanor - Class A & B	44	44	36	452	36	30	44
FELONY	20	17	20	163	20	22	31
TOTAL CALLS FOR SERVICES	5,374	5,051	5,617	52910	5,617	6,307	5,524
POLICE	4,801	4,396	5,112	47,220	5,112	5,625	4,886
FIRE	66	79	54	618	54	62	62
EMS	451	468	394	3,855	394	407	399
ANIMAL SERVICES	56	108	57	1,217	57	213	177
AVERAGE RESP TIME - PRIORITY	5:00	4:49	4:33	4:56	4:33	5:06	5:25
AVERAGE RESP TIME - NON PRIORITY	3:01	2:55	2:28	3:12	2:28	3:45	-
BUSIEST DAY(+)	TUE/WED	FRIDAY	MONDAY	FRIDAY	MONDAY	TUESDAY	FRIDAY
BUSIEST TIMES(+)	0900-1000	1500-1600	1500-1600	1500-1600	1500-1600	1000-1100	1500-1600
TRAFFIC SAFETY							
TRAFFIC ENCOUNTERS	808	925	793	7289	793	707	635
DOCUMENTED TRAFFIC VIOLATIONS*	680	960	848	7762	848	772	625
OTHER CLASS C VIOLATIONS**	25	19	44	312	44	20	21
MOTOR VEHICLE CRASH	53	57	55	461	55	57	56
AUTO - PEDESTRIAN ACCIDENTS	0	0	0	8	0	1	0
SPEEDING STUDIES	4	0	1	32	1	0	0
WARRANT SERVICES							
WARRANTS CLEARED	270	230	254	2168	254	218	171
COLLECTION AMOUNT CLEARED	98,329	87,887	\$99,601.89	\$827,674.81	\$99,601.89	\$80,951.00	\$68,373.00
ESTIMATED MONEY RECEIVED	12,875	8,853	\$14,146.25	\$58,922.27	\$14,146.25	N/A	N/A
TOTAL WARRANT ARRESTS	47	30	52	276	52	16	23
ADMIN CONSIDERATIONS							
TOTAL COMMUNITY EVENTS	2	1	2	9	2	n/a	n/a
TOTAL VOLUNTEER HOURS	47	50.5	54.5	564.5	54.5	n/a	n/a
TOTAL PTO HOURS	628	980	457.45	4410.95	457.45	324	N/A

ANGLETON POLICE DEPARTMENT

TRAFFIC SAFETY - MONTHLY COMPARISON

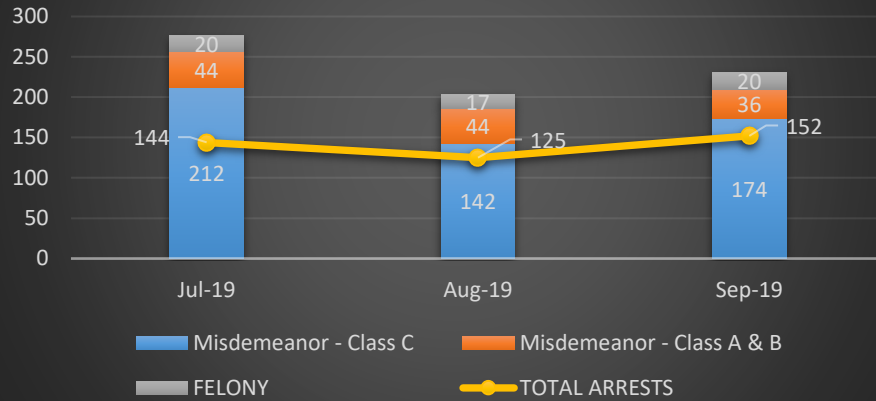


TRAFFIC SAFETY - ANNUAL MONTHLY COMPARISON

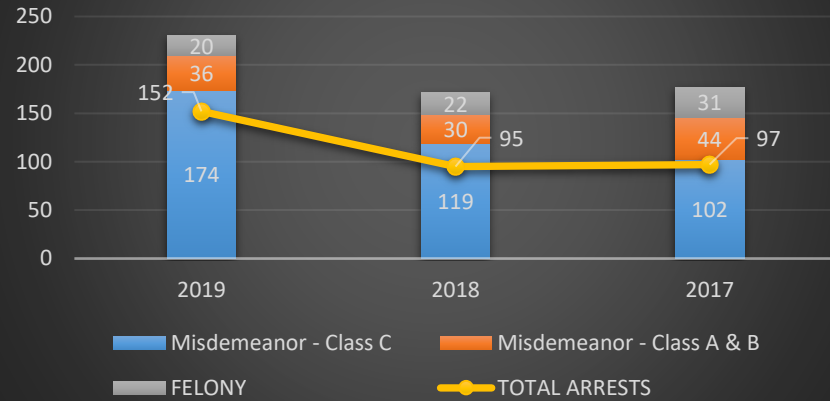


ANGLETON POLICE DEPARTMENT

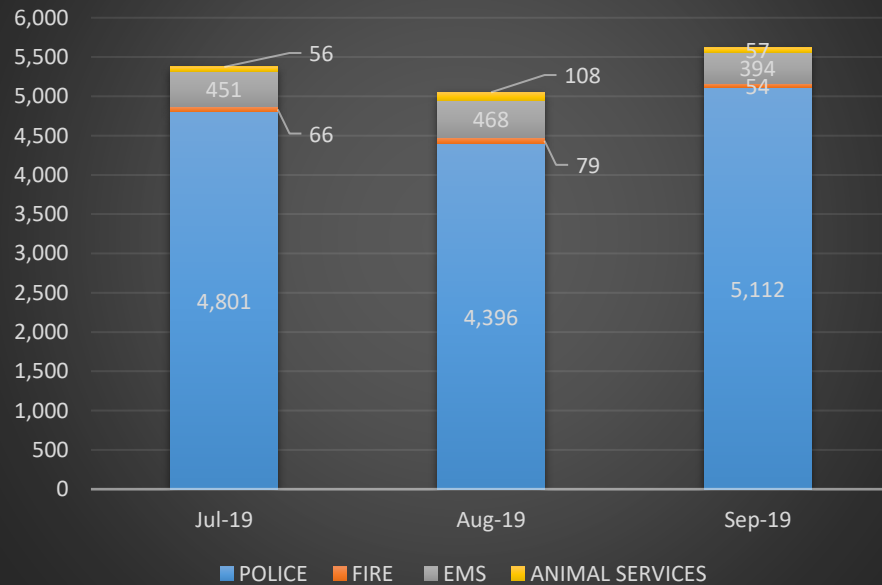
ARRESTS AND CHARGES - MONTHLY COMPARISON



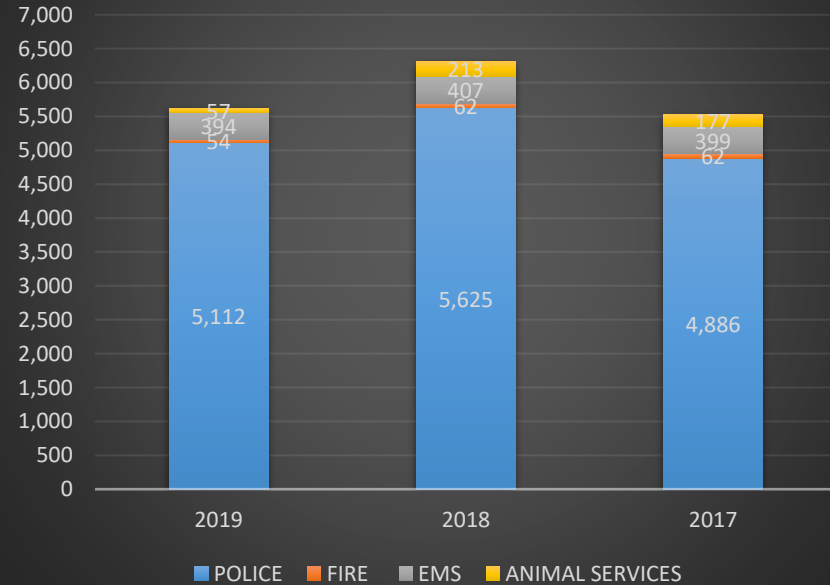
ARRESTS AND CHARGES - ANNUAL COMPARISON



CALLS FOR SERVICE - MONTHLY COMPARISON



CALLS FOR SERVICE - ANNUAL COMPARISON



ANGLETON POLICE DEPARTMENT

DISCLAIMER AND TRANSPARENCY IN REPORTING

*Documented Traffic Violations account only the number of violations in which a written warning or traffic citation was issued. Reasons for less traffic violations listed than traffic encounters includes, but is not limited too the following: An arrest was made for a higher charge and no warning/citation issued, verbal warning issued, a class C misdemeanor other than a traffic violation citation was issued (such as possession of drug paraphernalia), and/or a citation was issued only for the most serious violation with no warning for other violations issued.

**Other Class C Violations account for all class C Misdemeanor warnings/citations issued which may or may not have risen from a traffic violation, and may have been issued in lieu of a traffic violation.

(+)Busiest Day and Busiest Time is calculated based on mostly reactive calls for service (but includes traffic encounters), and excludes other types of calls for service including, but not limited too the following: ACO Carcass, BOLO, Business Check, Close Patrol, Delayed, Follow Up, Jail Check (TCO), Jail Duty (Officer), Only Ang Fire Department, Private Tow, Repossession, Ride Along, Sick Call, Street Department, Weather, and Water Department.

All information obtained on the date the report was prepared, and contains the information available from the police departments RMS and CAD systems up to that date. All numbers based on information obtained from RMS and CAD. All numbers have a margin of error of approximatley +/- 2%; however, accuracy is the number one priority in preparing this report. DPS state standards allows for a margin of error of 4% for NIBRS. The information in this report is not meant to replace official UCR/NIBRS reporting.

ANGLETON POLICE DEPARTMENT

Busiest Call Times - Monthly

