

ANGLETON POLICE DEPARTMENT



PRODUCTIVITY REPORT

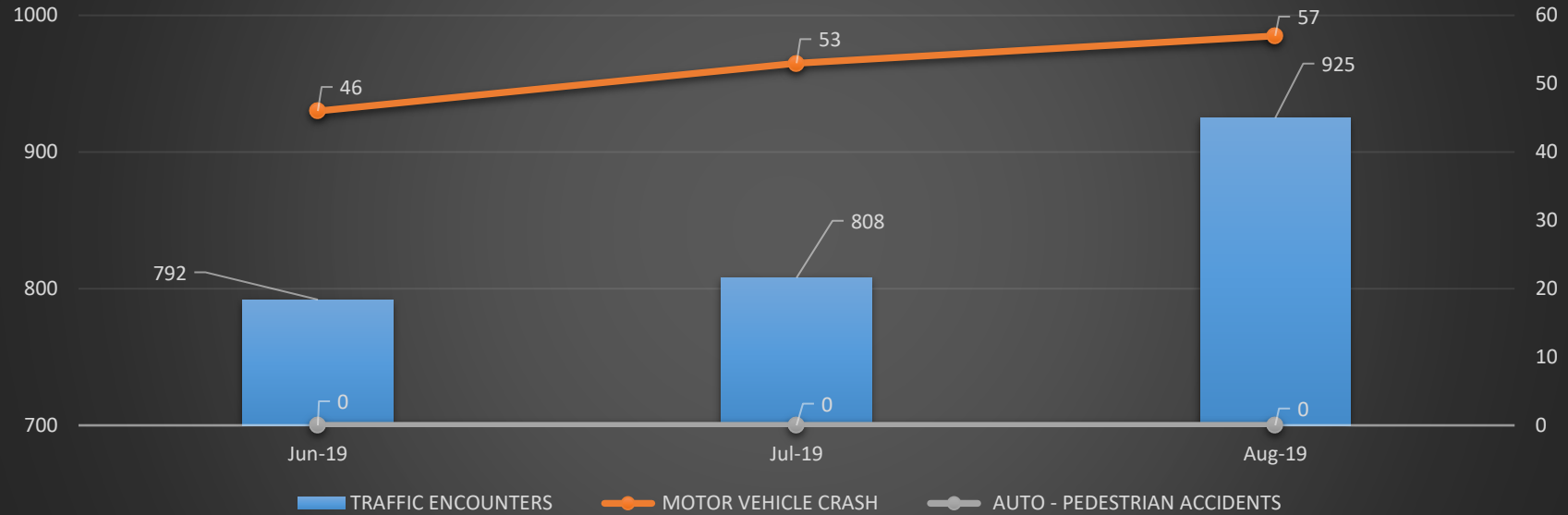
MONTHLY COMPARISON

ANNUAL MONTHLY COMPARISON

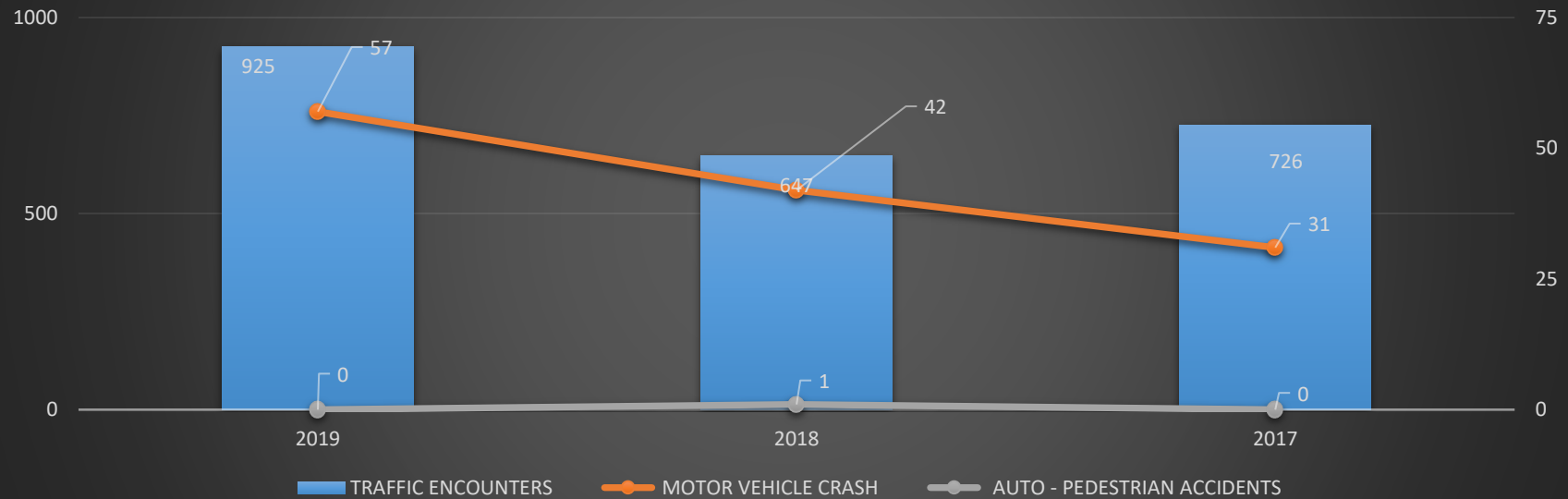
	Jun-19	Jul-19	Aug-19	YTD TOTAL	2019	2018	2017
TOTAL ARRESTS	131	144	125	1102	125	97	100
TOTAL Charges	229	283	261	2054	261	167	185
Misdemeanor - Class C	175	212	142	1432	142	132	141
Misdemeanor - Class A & B	39	44	44	415	44	29	40
FELONY	15	20	17	142	17	6	4
TOTAL CALLS FOR SERVICES	6,229	5,374	5,051	47293	5,051	5,090	6,262
POLICE	5,525	4,801	4,396	42108	4,396	4,426	5,571
FIRE	74	66	79	564	79	72	92
EMS	457	451	468	3461	468	409	420
ANIMAL SERVICES	173	56	108	1160	108	183	179
AVERAGE RESP TIME - PRIORITY	4:46	5:00	4:49	4:59	4:49	4:56	0:00
AVERAGE RESP TIME - NON PRIORITY	2:35	3:01	2:55	3:18	2:55	4:00	4:42
BUSIEST DAY(+)	SATURDAY	TUE/WED	FRIDAY	FRIDAY	FRIDAY	FRIDAY	THURSDAY
BUSIEST TIMES(+)	1400-1500	0900-1000	1500-1600	1500-1600	1500-1600	1000-1100	1000-1100
TRAFFIC SAFETY							
TRAFFIC ENCOUNTERS	792	808	925	6496	925	647	726
DOCUMENTED TRAFFIC VIOLATIONS*	768	680	960	6876	960	729	784
OTHER CLASS C VIOLATIONS**	18	25	19	268	19	25	22
MOTOR VEHICLE CRASH	46	53	57	406	57	42	31
AUTO - PEDESTRIAN ACCIDENTS	0	0	0	8	0	1	0
SPEEDING STUDIES	5	4	0	31	0	n/a	n/a
WARRANT SERVICES							
WARRANTS CLEARED	233	270	230	1914	230	246	203
COLLECTION AMOUNT CLEARED	94,013	98,329	87,887	\$728,072.92	88,887	90,055	77,162
ESTIMATED MONEY RECEIVED	11,337	12,875	8,853	\$44,776.02	8,853	n/a	n/a
TOTAL WARRANT ARRESTS	57	47	30	224	30	20	26
ADMIN CONSIDERATIONS							
TOTAL COMMUNITY EVENTS	3	2	1	7	1	n/a	n/a
TOTAL VOLUNTEER HOURS	184	47	50.5	510	50.5	0	0
TOTAL PTO HOURS	684	628	980	3953.5	980	384	n/a

ANGLETON POLICE DEPARTMENT

TRAFFIC SAFETY - MONTHLY COMPARISON

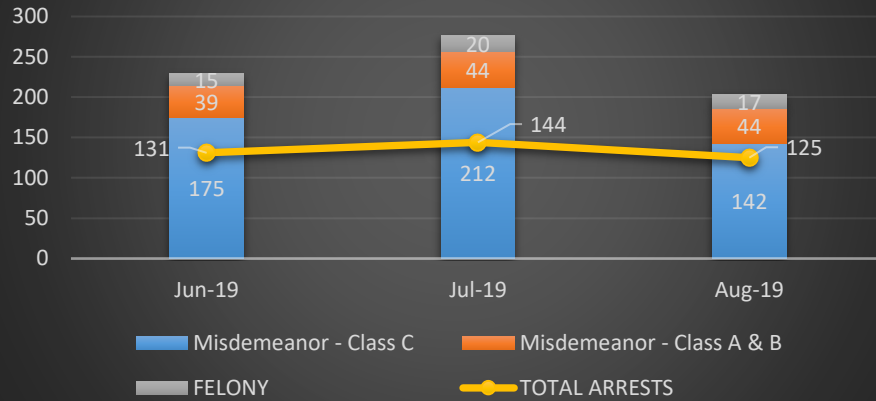


TRAFFIC SAFETY - ANNUAL MONTHLY COMPARISON

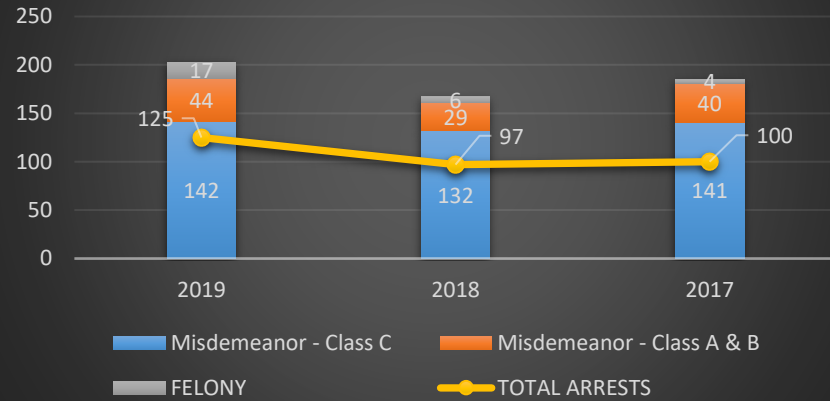


ANGLETON POLICE DEPARTMENT

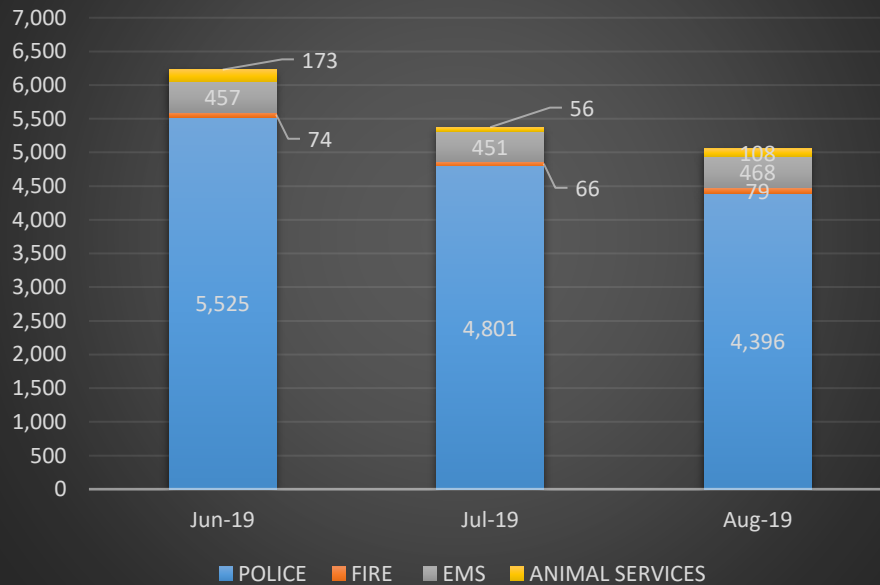
ARRESTS AND CHARGES - MONTHLY COMPARISON



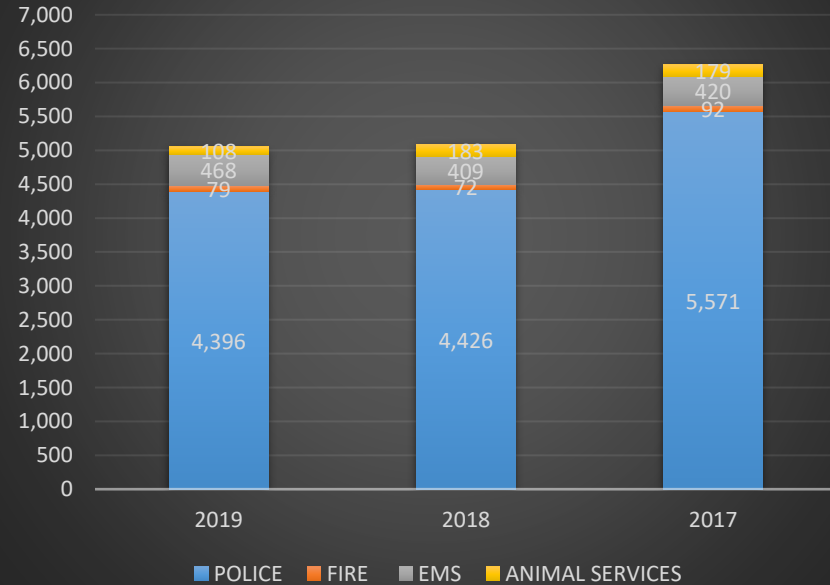
ARRESTS AND CHARGES - ANNUAL COMPARISON



CALLS FOR SERVICE - MONTHLY COMPARISON



CALLS FOR SERVICE - ANNUAL COMPARISON



ANGLETON POLICE DEPARTMENT

DISCLAIMER AND TRANSPARENCY IN REPORTING

*Documented Traffic Violations account only the number of violations in which a written warning or traffic citation was issued. Reasons for less traffic violations listed than traffic encounters includes, but is not limited too the following: An arrest was made for a higher charge and no warning/citation issued, verbal warning issued, a class C misdemeanor other than a traffic violation citation was issued (such as possession of drug paraphernalia), and/or a citation was issued only for the most serious violation with no warning for other violations issued.

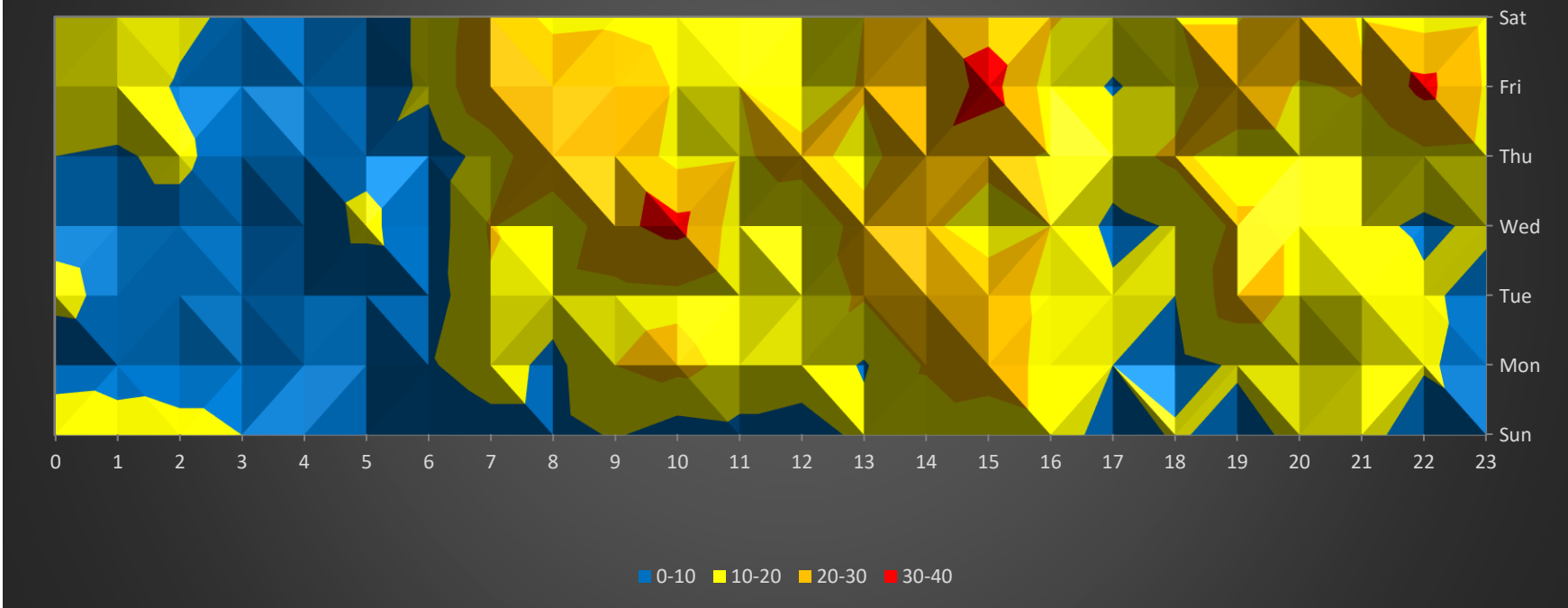
**Other Class C Violations account for all class C Misdemeanor warnings/citations issued which may or may not have risen from a traffic violation, and may have been issued in lieu of a traffic violation.

(+)Busiest Day and Busiest Time is calculated based on mostly reactive calls for service (but includes traffic encounters), and excludes other types of calls for service including, but not limited too the following: ACO Carcass, BOLO, Business Check, Close Patrol, Delayed, Follow Up, Jail Check (TCO), Jail Duty (Officer), Only Ang Fire Department, Private Tow, Repossession, Ride Along, Sick Call, Street Department, Weather, and Water Department.

All information obtained on the date the report was prepared, and contains the information available from the police departments RMS and CAD systems up to that date. All numbers based on information obtained from RMS and CAD. All numbers have a margin of error of approximatley +/- 2%; however, accuracy is the number one priority in preparing this report. DPS state standards allows for a margin of error of 4% for NIBRS. The information in this report is not meant to replace official UCR/NIBRS reporting.

ANGLETON POLICE DEPARTMENT

Busiest Call Times - Monthly



ANGLETON POLICE DEPARTMENT

Prepared by: ELIZABETH BARR / TIMOTHY TAYLOR
Prepared Date: 09/16/2019

Productivity Report
AUGUST 2019

AARON AUSMUS
CHIEF OF POLICE