

# ANGLETON POLICE DEPARTMENT



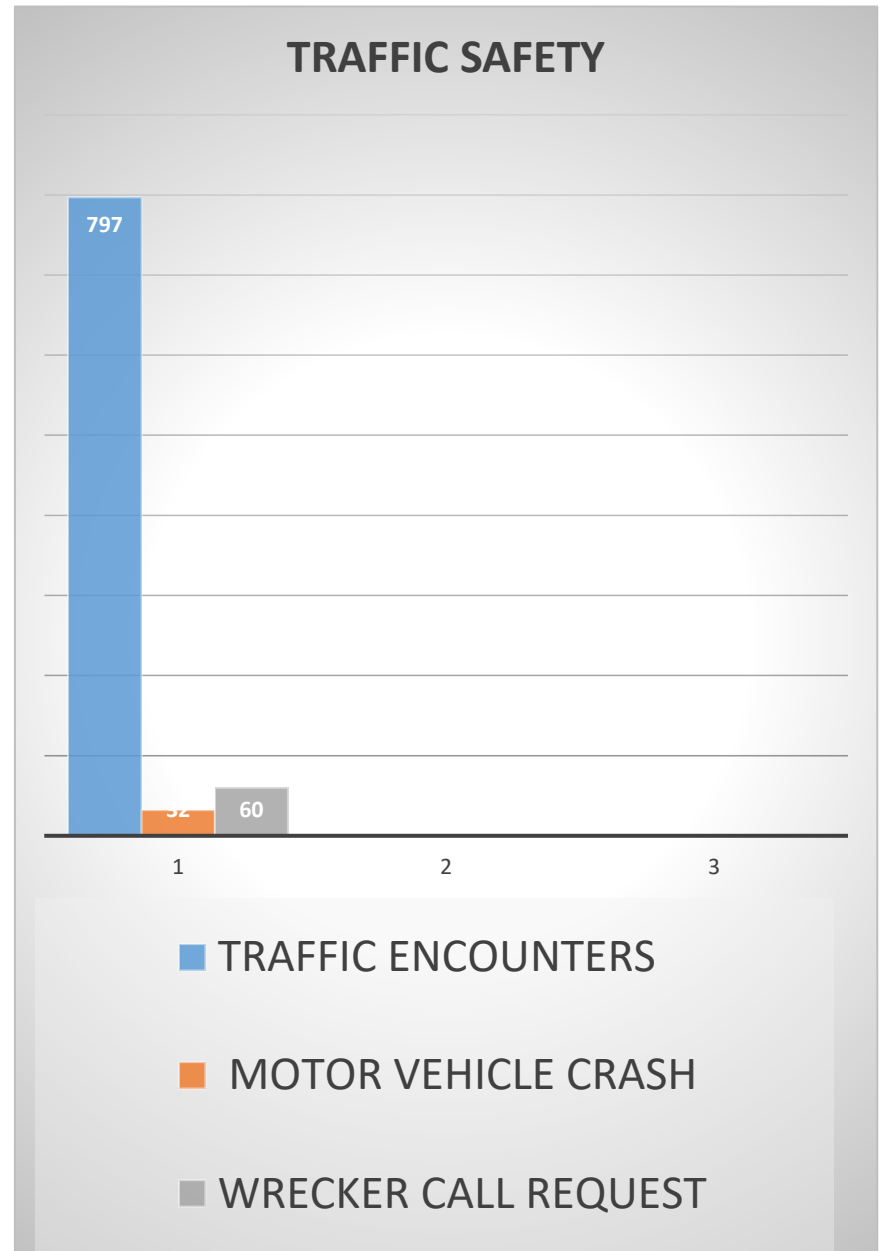
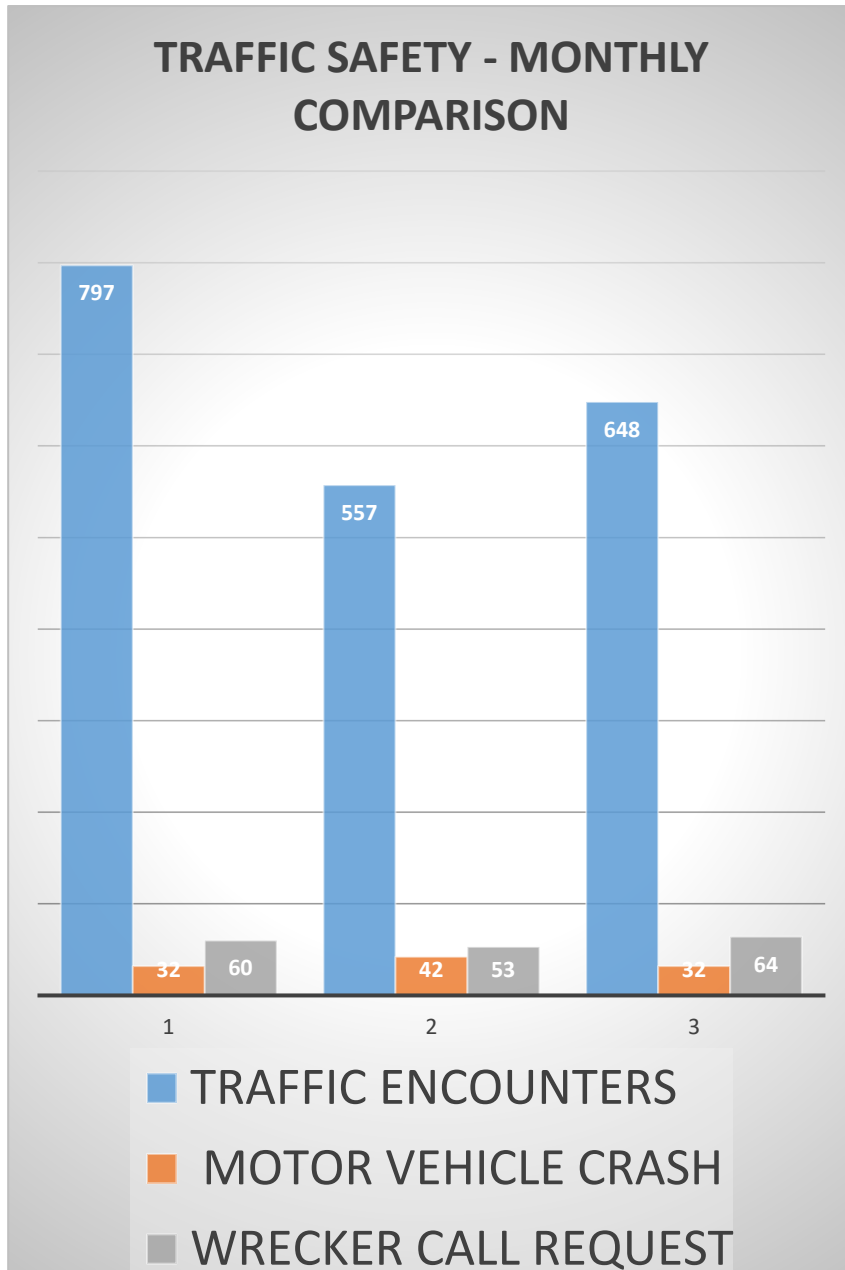
## PRODUCTIVITY REPORT

### MONTHLY COMPARISON

### ANNUAL MONTHLY COMPARISON

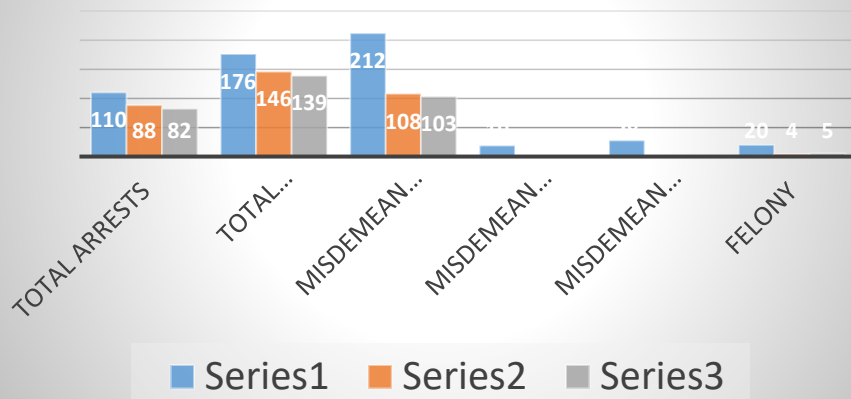
<b>JAN OF 2019</b>	2 Months Ago	Last Month	Current Month	YTD TOTAL	2019	2018	2017
<b>TOTAL ARRESTS</b>	110	88	82	110	110	291	263
<b>TOTAL Charges</b>	176	146	139	176	76	423	2331
<b>Misdemeanor - Class C</b>	212	108	103	212	212	1,755	1,637
<b>Misdemeanor - Class B</b>	19						
<b>Misdemeanor - Class A</b>	28						
<b>FELONY</b>	20	4	5	20	20	117	148
<b>TOTAL CALLS FOR SERVICES</b>	5,483	4,126	5,085	5,483	5,483	62,700	65,866
<b>POLICE</b>	5,483	4,126	5,085	5,483	5,483	62,700	65,866
<b>FIRE</b>	64	76	76	64	64	789	761
<b>EMS</b>	421	415	423	421	421	4,945	4,877
<b>ANIMAL SERVICES</b>	157	136	123	157	157	2,455	2,536
<b>AVERAGE RESP TIME - PRIORITY</b>	4.62	5.13	5.34	4.62	4.62	5.14	5.66
<b>AVERAGE RESP TIME - NON PRIORITY</b>	3.64	4.41	4.71	3.64	3.64	4.87	11.64
<b>BUSIEST DAY</b>	THURSDAY	MONDAY	FRIDAY	THURSDAY	THURSDAY	TUESDAY	FRIDAY
<b>BUSIEST TIMES</b>	1700-1800	1700-1800	1700-1800	1700-1800	1700-1800	1700-1800	1700-1800
<b>TRAFFIC SAFETY</b>							
<b>TRAFFIC ENCOUNTERS</b>	797	557	648	797	797		
<b>MOTOR VEHICLE CRASH</b>	32	42	32	32	32		
<b>AUTO - PEDESTRIAN ACCIDENTS</b>							
<b>WRECKER CALL REQUEST</b>	60	53	64	60	60		
<b>SPEEDING STUDIES</b>							
<b>WARRANT SERVICES</b>							
<b>WARRANTS CLEARED</b>	264	185	162	264	264		
<b>COLLECTION AMOUNT</b>	94,202.43	71,860	62,703	94,202	94,202.43		
<b>TOTAL WARRANT ARRESTS</b>	37	2	9	37	37		
<b>ADMIN CONSIDERATIONS</b>							
<b>TOTAL COMMUNITY EVENTS</b>							
<b>TOTAL VOLUNTEER HOURS</b>							
<b>TOTAL PTO HOURS</b>	463	296	264	463	463		

# ANGLETON POLICE DEPARTMENT

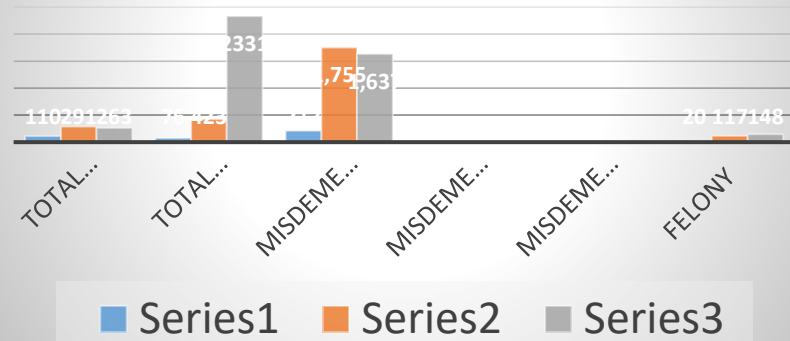


# ANGLETON POLICE DEPARTMENT

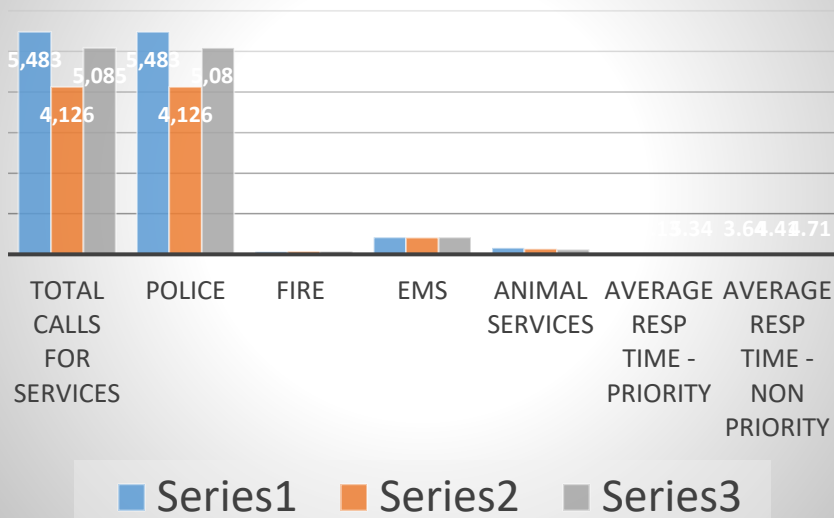
## ARRESTS AND CHARGES - MONTHLY COMPARISON



## ARRESTS AND CHARGES - ANNUAL MONTHLY COMPARISON



## CALLS FOR SERVICE - MONTHLY COMPARISON



## CALLS FOR SERVICE - ANNUAL MONTHLY COMPARISON

