

ANGLETON POLICE DEPARTMENT



PRODUCTIVITY REPORT

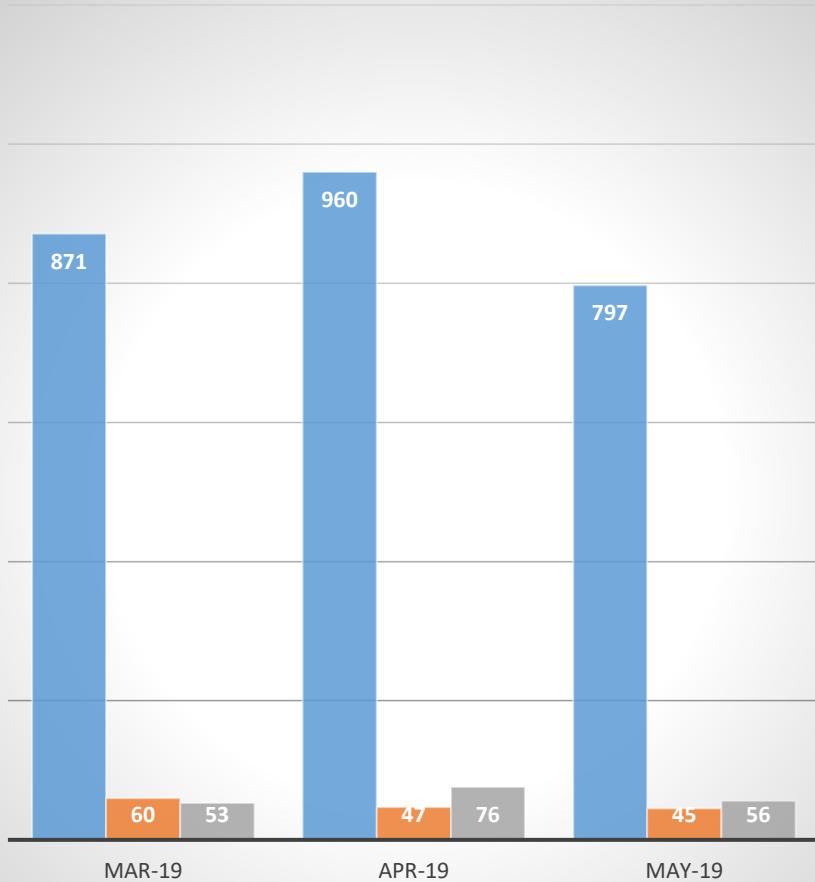
MONTHLY COMPARISON

ANNUAL MONTHLY (MAY) COMPAR

	Mar-19	Apr-19	May-19	YTD TOTAL	2019	2018	2017
TOTAL ARRESTS	137	148	130	569	700	575	541
TOTAL Charges	284	257	237	949	1279	1093	991
Misdemeanor - Class C	205	186	173	922	909	765	690
Misdemeanor - Class A&B	55	57	54	234	281	252	228
FELONY	24	14	10	88	89	76	71
TOTAL CALLS FOR SERVICES	5,777	5,741	5,836	27784	5,836	5,512	5,720
POLICE	5,777	5,741	5,836	27784	5,836	5,512	5,720
FIRE	68	65	92	345	92	80	67
EMS	423	431	452	5775	452	470	401
ANIMAL SERVICES	183	173	189	823	189	236	236
AVERAGE RESP TIME - PRIORITY	5:19	5:01	4:50	5:09	4:50	4:35	5:05
AVERAGE RESP TIME - NON PRIORITY	4:18	2:46	3:55	3:40	3:55	5:43	4:08
BUSIEST DAY	SATURDA	MONDAY	THURSDAY	Thursday	THURSDAY	FRIDAY	WEDNES
BUSIEST TIMES	1700-1800	1000-1100	1400-1500	1700-1800	1400-1500	1700-1800	1700-1800
TRAFFIC SAFETY							
TRAFFIC ENCOUNTERS	871	960	797	4283	797	648	861
MOTOR VEHICLE CRASH	60	47	45	184	45	239	282
AUTO - PEDESTRIAN ACCIDENTS	0	0	1	8	1	1	3
WRECKER CALL REQUEST	53	76	56	299	56	58	89
SPEEDING STUDIES	0	14	1	23	1	0	0
WARRANT SERVICES							
WARRANTS CLEARED	267	210	196	1181	673	186	209
COLLECTION AMOUNT	113,792.08	78,178	69,098	\$447,844.00	261,068	73,328	82,171
TOTAL WARRANT ARRESTS	31	0	27	90	53	16	8
ADMIN CONSIDERATIONS					YTD		
TOTAL COMMUNITY EVENTS			1				
TOTAL VOLUNTEER HOURS	85.5	67	76		228.5	0	0
TOTAL PTO HOURS	463	524	674.5		1661.5		

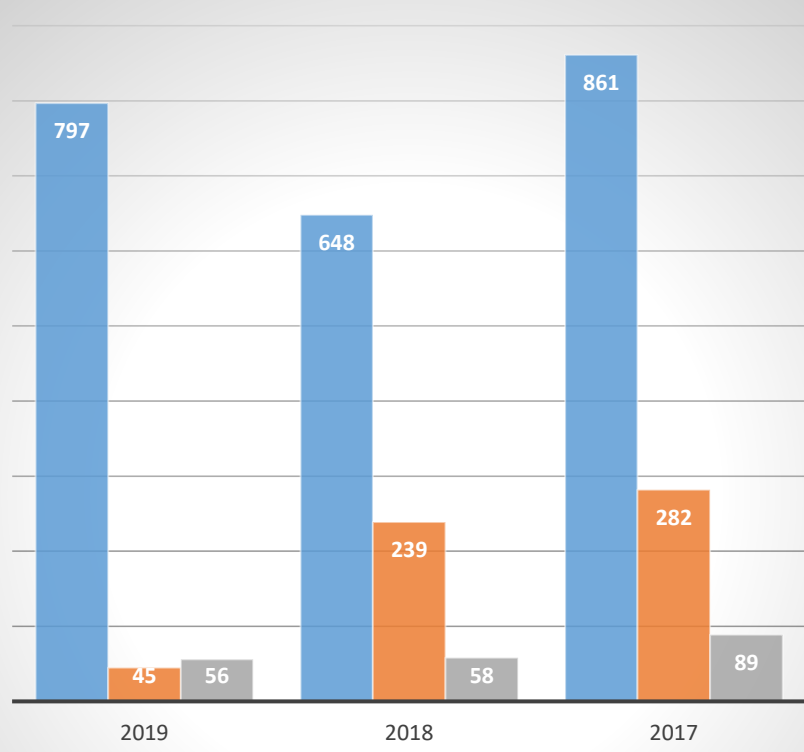
ANGLETON POLICE DEPARTMENT

TRAFFIC SAFETY - MONTHLY COMPARISON



- TRAFFIC ENCOUNTERS
- MOTOR VEHICLE CRASH
- WRECKER CALL REQUEST

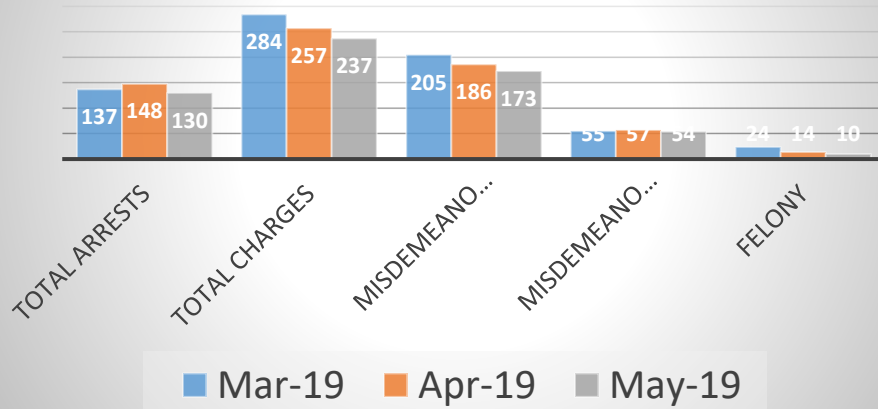
TRAFFIC SAFETY - YTD ANNUAL COMPARISON



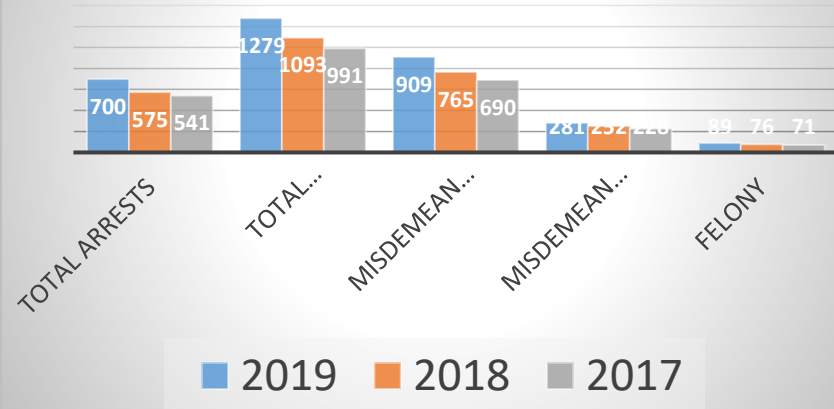
- TRAFFIC ENCOUNTERS
- MOTOR VEHICLE CRASH
- WRECKER CALL REQUEST

ANGLETON POLICE DEPARTMENT

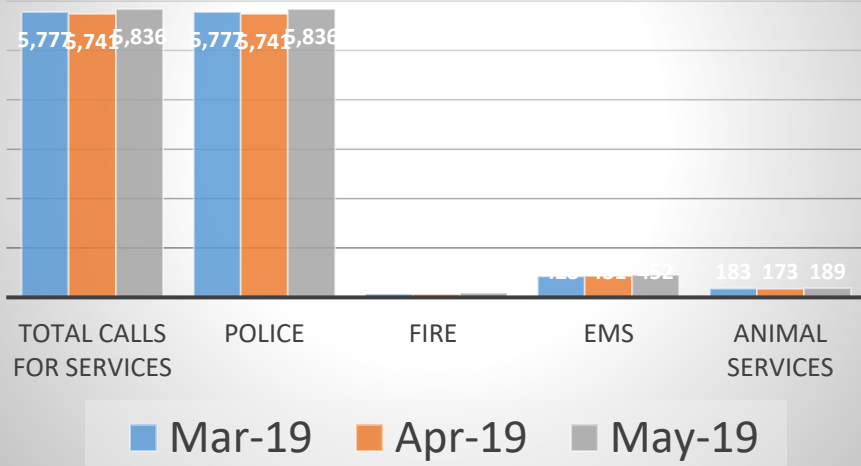
ARRESTS AND CHARGES - MONTHLY COMPARISON



ARRESTS AND CHARGES - ANNUAL MONTHLY COMPARISON



CALLS FOR SERVICE - MONTHLY COMPARISON



CALLS FOR SERVICE - ANNUAL MONTHLY COMPARISON

